



INSTITUTO NACIONAL DE ESTATÍSTICA
PORTUGAL



XIV Recenseamento Geral da População
IV Recenseamento Geral da Habitação

TO BE COMPLETED BY THE ENUMERATOR

PARISH

SECTION. SUBSECTION .

BUILDING

LIVING QUARTER

HOUSEHOLD

PERSON

Attention please:

Use a black or blue pen.
Indicate your answer with an X.
Write figures like this

Write in CAPITAL LETTERS

V I L A R E A L

Follow the arrows

→ GO TO 16

If you have any doubt please read the instructions.

INDIVIDUAL QUESTIONNAIRE

1. NAME:

2. SEX: ♦ Male 1 ♦ Female 3

3. WHERE IS YOUR USUAL RESIDENCE?
♦ At this living quarter and lives here the most of the year 1
♦ At this living quarter but does not lives here the most of the year due to studies, illness, etc..... 3
♦ Elsewhere, just staying here temporarily..... 5 → End of completing

3.1. WHAT IS YOUR SITUATION ON 12 MARCH, AT 00.00 HOURS:
♦ Present at this living quarter..... 1
♦ Absent 3

4. DATE OF BIRTH: Day Month Year

5. MARITAL STATUS
♦ Single 1 ♦ Widowed 4
♦ Married: with register 2 ♦ Separated 5
without register 3 ♦ Divorced 6

6. PLACE OF RESIDENCE OF THE MOTHER AT THE TIME OF BIRTH:
♦ In the parish where you live 12
♦ In other parish of the municipality where you live 13
♦ In other municipality, please write in:

♦ Timor 15 ♦ Mozambique 18 ♦ France 21
♦ Macau 16 ♦ Cape Vert 19 ♦ Brazil 22
♦ Angola..... 17 ♦ Germany 20 ♦ Venezuela 23
♦ Any other country, please write in:

7. WHAT IS YOUR CITIZENSHIP:
♦ Portuguese only 1
♦ Double citizenship
Portuguese and other 2
Other cases 3
♦ Foreign, from country indicated in question 6 4
♦ Foreign, from another country, please write in:

♦ Stateless 6

8. DO YOU HAVE ANY DISABILITY?
♦ No 1 → GO TO 9
♦ Yes, indicate the type:
♦ Hearing 2 ♦ Mental 5
♦ Visual 3 ♦ Cerebral palsy 6
♦ Physical 4 ♦ Other..... 7

8.1 DUE TO THE DISABILITY YOU HAVE INDICATED IN THE PREVIOUS QUESTION, HAS ANY COMPETENT AUTHORITY ASCRIBED YOU AN INCAPACITY DEGREE?
♦ No 1 → GO TO 9
♦ Yes, indicate the degree:
♦ Less than 30% 2 ♦ 60 - 80% 4
♦ 30 - 59% 3 ♦ More than 80%..... 5

9. WHERE WAS YOUR PLACE OF USUAL RESIDENCE ON DECEMBER 31, 1999?
♦ Not yet born 11 → End of completing
♦ In the parish where you live 12
♦ In other parish of the municipality where you live 13
♦ In other municipality, please write in:

♦ Timor 15 ♦ Mozambique 18 ♦ France 21
♦ Macau 16 ♦ Cape Vert 19 ♦ Brazil 22
♦ Angola 17 ♦ Germany 20 ♦ Venezuela 23
♦ Other country, write in:

10. WHERE WAS YOUR PLACE OF USUAL RESIDENCE ON DECEMBER 31, 1995?
♦ Not yet born 11
♦ In the parish where you live 12
♦ In other parish of the municipality where you live 13
♦ In other municipality, please write in:

♦ Timor 15 ♦ Mozambique 18 ♦ France 21
♦ Macau 16 ♦ Cape Vert 19 ♦ Brazil 22
♦ Angola 17 ♦ Germany 20 ♦ Venezuela 23
♦ In other country, please write in:


11. LITERACY
If you just write numbers or your name; only read but do not write, or just read and write only memorised sentences, then indicate "Not able to read and write"
♦ Able to read and write ... 1 ♦ Not able to read and write ... 3



12. ARE YOU ATTENDING OR HAVE YOU EVER ATTENDED SCHOOL?
♦ No, never attended..... 1 → GO TO 16.
♦ Attending 3
♦ Attended, but no more..... 5

13. HIGHEST EDUCATION LEVEL THAT YOU ATTEND OR HAVE ATTENDED:
♦ Pre - Primary 11 ♦ Post-Secondary..... 16
♦ Basic - 1º degree..... 12 ♦ Tertiary - 1º degree (Bac).. 17
♦ Basic - 2º degree 13 ♦ Tertiary - 2º degree (lic)... 18
♦ Basic - 3º degree 14 ♦ Tertiary - 3º degree (Mas). 19
♦ Secondary 15 ♦ Tertiary - 4º degree (Phd).. 20


**WHEN COMPLETING THE QUESTIONNAIRE
PLEASE OBSERVE THE FOLLOWING:**

Please write your answers in **blue or black ink**.

- ◆ Tick the box matching your response: 
- ◆ For each question you may only tick one box, that is, you may only give one answer.

- ◆ If you wish to change your response, do so as follows: 
- ◆ If you made a change and it was the correct response, validate it as follows: 

- ◆ Write FIGURES as follows:



- ◆ Please use legible, block capital letters:



- ◆ Follow the arrows. For ex., if you tick this response

→ **GO TO 24.** , proceed to question number 24.

GENERAL INSTRUCTIONS
WHO COMPLETES THE QUESTIONNAIRE?

All Portuguese and foreign citizens residing in national territory.

All residents abroad who, at the census moment (midnight 12 March), are in Portugal in household accommodation.

A questionnaire should be completed by:

All persons residing in the accommodation, even if they are temporarily absent, excluding children born after the census moment and including any persons whose death occurred after that date.

All the persons who, although not residents, are temporarily present at the household residence at the census moment.

The questionnaire is completed by the individual to whom it refers, or, if this is not possible, by a relative or friend.

If you have difficulty in completing the questionnaire, request the census officer to help you or to complete the questionnaire for you.

WHO DOES NOT COMPLETE THE QUESTIONNAIRE?

Foreign citizens members of the diplomatic corps and their respective households living at the embassy, and foreign military personnel stationed on national territory and living on base with their respective households.

All individuals who, at the census moment, are present in collective accommodation and who do not reside there.

SPECIFIC INSTRUCTIONS
Question 1 – Name

Write your first and last name.

Question 3 – Where is your usual residence?

Usual residence – is the place (living quarter) where you reside most of the year, normally with the immediate household and where you have all or most of your possessions.

Individuals with more than one place of residence will be considered as residents in the place where they live most of the year.

Individuals who have moved house should consider the place where they currently reside as their usual residence.

At this living quarter and lives here the most of the year – individuals who live most of the year in the accommodation;

At this living quarter but does not lives here the most of the year – individuals who, despite living most the year outside the living quarter, have their usual residence there. Examples:

- A student who lives away from his/her household, is not engaged in a gainful activity and lives in a boarding school/student residence or as a guest in a private house. If the student is engaged in a gainful activity (student worker), he/she is considered as residing in the accommodation where he/she lives most the year.
- A person living outside the household residence for reasons of work, but who maintains the household residence and returns to it regularly.
- Personnel on board, if absent for more than 6 months and less than 1 year;
- Person interned in a health care institution, custodial establishment or rehabilitation centre for more than 6 months and less than 1 year;
- Person performing his/her Compulsory Military Service for more than 6 months;
- Person who has emigrated, providing he/she has been living outside the country for more than 6 months and less than 1 year;

Elsewhere, just staying here temporarily – any person who does not reside in the accommodation where, for whatever reason (weekend, holidays, visiting friends/relatives, etc.), he/she is present at the census moment as well as:

- Foreign citizens members of the diplomatic corps and their respective households, providing they live outside the embassy, and foreign military personnel stationed on national territory with their respective households, providing they live off base.
- Foreign citizens who have been living in Portugal for less than 1 year;
- Foreign citizens travelling in the country on holiday, for work or business;
- Emigrants for more than one year who were in Portugal for a short period (less than one year);

Question 3.1 – What is your situation on 12 March at 00.00 hours?

Present at this living quarter – Any person residing in the accommodation or present there at the census moment (12 midnight, 12 March) or returns by 12 noon that same day.

Absent – Any person residing in the accommodation but who is absent at the census moment and does not return by 12 noon that same day.

- Example: a person travelling for work, business or visiting relatives or friends;
- A person who is absent due to night work or shift work.

Question 5 – Marital status

The actual situation should always be indicated, independently of whether it coincides with the legal situation.

For example: If you are divorced but at the census moment you are living with another person without legal marriage, you should tick “Married without register”.

Question 7 – What is your citizenship:

If you are currently in the process of changing your citizenship, indicate the citizenship you have at present and not the one you wish to have.

Question 8 – Do have any disability?

Disability means any loss or change in a structure or in a psychological, physiological or anatomic function.

This question only applies to persons with a permanent disability. If you have a temporary disability (for example, if you use crutches or a wheel chair because you broke your leg or if you suffer from a partial detachment of the retina which forces you to wear an eye patch), the answer is “NO”.

Hearing – Complete or significant loss of hearing. This includes individuals with a complete or significant loss of the ability to hear a conversation spoken in a normal voice and who have to resort to sight to communicate; this also includes individuals who, under the above conditions, can hear with the help of a hearing aid.

Visual – Complete or significant loss of sight. This includes persons who are unable to or experience extreme difficulty in performing tasks requiring distance or peripheral vision or in performing fine detail tasks such as reading, writing, distinguishing TV images at a distance of 2 metres, see the time on a wristwatch or recognise faces, even when wearing glasses or contact lenses. Not included are individuals who, wearing glasses or contact lenses, are capable of performing the above tasks.

Physical – Disability characterised by the difficulty or impossibility of performing activities requiring control of movement or the ability to manipulate objects. Included in this group are individuals who find it impossible or extremely difficult to walk or handle objects without the aid of an assistant device (for example, a wheel chair, walker, crutches, prostheses and orthoses for the members or trunk). Included in this group are individuals in the conditions referred to above and who suffer from, for example, ankylosing spondylitis, spina bifida, poliomyelitis, multiple sclerosis, muscular dystrophy, paramyloidosis (Wohllvill-Corino Andrade syndrome), cranio-encephalic trauma.

Mental – Intellectual and psychological disability. Included in this group are persons suffering from mild, moderate or severe mental retardation or other development problems characterised by a significantly lower-than-average intellectual ability, such as autism or Down’s syndrome (mongolism). It does not include psychotic or serious, degenerative diseases coming under the general classification of psychiatric disorders.

Cerebral palsy – Brain damage causing paralysis and affecting movement and posture. Individuals with cerebral palsy display limited, uncoordinated and uncontrolled movements, difficulty in maintaining their balance, problems of co-ordination and speech. Individuals suffering from cerebral palsy should be mentioned in this group and not in the group for motor impairment.

Other – Disabilities not included in any of those mentioned above. By way of example, persons suffering from kidney failure, haemophilia, lupus, aphasia, dyslexia, mutism, speech disorders, ostomates, deaf – blind.

If you have more than one disability, state the main one, that is, the one causing you the greatest degree of incapacity.

Question 8.1 – Due to the disability you have indicated in the previous question, has any competent authority ascribed you an incapacity degree?

The incapacity is determined according to the National Classification of Incapacities. Establishing the degree of incapacity is the responsibility of the medical boards formed for this purpose. This box should only be ticked when the individual has been assessed by a medical board.

Question 11 – Literacy

Able to read and write – you can read and write, even if it is difficult for you, if you are able to read a newspaper and write sentences.

Not able to read and write – if you are unable to read and write sentences, even simple sentences, and understand their content. If you can only write your name, numbers, read but not write or read and write memorised sentences, you are not considered as being able to read and write.

Question 12 – Are you attending or have you ever attended school?

No, never attended – you have never regularly attended classes in an educational establishment. Usually, this situation refers to persons who have never enrolled in an educational establishment, although they may be able to read and write. It also applies to children who have not reached school age and who are not attending pre-school classes.

Attending – to tick this box, it is not enough to be enrolled, it is necessary to regularly attend classes. You must also tick this response for children in pre-school education. Attending vocational programmes will be considered here whenever the programme attended is equivalent to a level of public education.

Attended, but no more – whoever no longer attends classes, that is, whoever is no longer enrolled because they have finished their studies or have dropped out of school.

Question 13 – (Please indicate the) highest education level that you attend or have attended.

- If you no longer study but attended classes, indicate the highest level of education you achieved, even if you did not complete it.
- If you are studying, indicate the level of education you are attending.

Pre-school – classes taught to children aged 3 or more and who have not reached the compulsory school age.

Basic education (lower primary), 1st degree – represents the first 4 years of compulsory education, formerly called the 1st, 2nd, 3rd and 4th years of primary school.

Basic education (upper primary), 2nd degree – includes the following: preparatory degree (5th and 6th years of schooling), preparatory degree of Tele-education, formerly the 1st degree of grammar school (1st and 2nd years), complementary degree of primary education (5th and 6th classes), preparatory degree of the former technical schools.

Basic education (lower secondary), 3rd degree – includes any one of the following: 7th, 8th and 9th years of schooling, technical-vocational secondary education (commercial, industrial, agricultural, visual art programmes, etc.), the former general lyceum programme (formerly, the 3rd, 4th and 5th years of schooling).

(Upper) secondary – includes the following: 10th, 11th and 12th years of schooling, preparatory sections of the complementary technical-vocational programmes (commercial, industrial programmes, etc.), former complementary lyceum programme (former 6th and 7th years), the former pre-university year.

Post secondary – includes the following: nursery teacher training programme, primary teacher training programme, other programmes officially recognised as post secondary, when they have been attended.

For persons who attended or who are attending **vocational programmes** (programmes which despite not being part of the state education system and whose objective is to prepare pupils for a specific occupation), two situations may apply:

- a) If the programme is equivalent to a level of state education, you should tick the level of education you have attained.
- b) If the programme is not equivalent to a level of state education, the level of education remains unchanged and you should tick the level of education held when you began to attend the vocational programme.

For example:

If have completed or are attending a industrial ceramics programme run by the Institute for Employment and Vocational Training, which requires

the 6th year of schooling for admission and equivalent to the 9th year of schooling, you should tick the box for “Basic education, 3rd degree”.

Question 14 – Did you complete the education level indicated in previous question?

Respond “YES” if you have successfully completed the level of education indicated in the preceding question.

Respond “NO” if you have not completed the level of education previously indicated because:

- you are still studying in order to complete that level of education;
- you have dropped out without completing that level of education.

Question 15 – If you are a tertiary level graduate, please write in the name of your field of education:

If you have completed more than one degree programmes, indicate the highest level attained. If you have two degrees of the same type, indicate the one most closely related to the occupation you practise or with which you most identify.

Question 16.1 – Indicate whether your place of work or study is:

- If you do not have a fixed or usual place of work, you should indicate the location of the company or establishment where you work or to which you are accountable.
- If you work and study, you should indicate your place of work.

Question 16.2 – How long does it take you on average to travel to your place of work or study?

Indicate the average time it takes you from the moment you leave home until you arrive at your place of work or study.

- If your occupation requires you to travel frequently (for ex.: salesmen), or if you do not have a fixed or usual place of work, you should indicate the time it takes you to travel from your residence to the company or place to which you are accountable.
- Stallholders, street vendors and related trades should indicate their last journey made.
- Only tick “None” if you work at home, in the building where you live or if you work or study so near your home that you only have to cross to street.
- If you work and study, you should indicate your place of work.

Question 16.3 – What is the main mode of transport you use to travel to your place of work or study?

- If you use several means of transport daily when travelling from home to your place of work or study, indicate only the means of transport you use for most of the itinerary.
- If you are a student worker, you should indicate the means of transport used in travelling to your place of work.

Question 17 – What is your main source of livelihood?

Main source of livelihood means the principal source of income, which has provided the individual with the means necessary for his or her subsistence over the past 12 months (food, accommodation, clothing, footwear, etc.).

If you have various sources of income, indicate only the principal source.

Work – Indicate this response if you live mainly from your work, whether gainful or not (such as when you work for a relative, without pay, but who supports you) or you are performing compulsory military service.

Temporary benefit in respect of an accident at work or occupational illness – If you are temporarily prevented from working and receive benefits as a result of an accident at work or occupational illness.

Temporary unemployment benefits – Tick this response if you are unemployed and live mainly from your unemployment benefit. If you are unemployed but do not receive an unemployment benefit, indicate the response which best applies to your case.

Other temporary benefits – These are benefits granted as a result of accident, illness, birth, etc. and which are not covered by the benefits indicated above.

Guaranteed Minimum Income – A monthly benefit from the non-contributory Social Security scheme designed to provide persons entitled and members of their household, in cases of severe economic hardship, with the resources they need to satisfy their basic requirements.

Pension (Retirement) – Tick this box if you live mainly from a retirement or old-age pension, military reserve pension, invalidity pension, life annuity resulting from an accident at work or occupational illness, social pension, etc..

Property or entrepreneurial income – If your principal source of income is from property, interest, profits, dividends, royalties, etc., tick this response.

Social support – If your principal source of subsistence is from aid provided by the State, Public Bodies, Private Non-Profit Institutions, etc., tick this box.

Supported by household – Tick this box if you live supported by your household (for example: housewife who only works at home, minor children or children who do not work, regardless of whether they study, elderly persons who do not receive a pension and do not have another source of income, etc.).

Other cases – If your case is not included in the cases already described, tick this box (for example, study grants).

Question 18 – In the week of 5-11 March, did you work, even if for only one hour, and receive (cash or any other form of) payment for this work?

Respond “YES” in the following cases:

- If you worked for at least one hour and received payment in cash or in kind;
- If you are an unpaid family worker and worked for at least 15 hours;
- If you are performing compulsory military service;
- If you are an apprentice or trainee and worked for at least one hour and receive payment in cash or in kind;
- If you are a student, housekeeper, retired or have taken early retirement, but worked for at least one hour and received payment for that work.

Respond “NO” in the following cases:

- If you attended a vocational training programme lasting more than 35 hours, even if you maintain an employment relationship with the employer;
- If you have an employment relationship with the employer but did not work for temporary reasons such as illness, birth, holidays, accident at work, reduction in activity for technical reasons, adverse weather conditions or other reasons.
- If you are unemployed, a student, a housekeeper, unable to work, retired or have taken early retirement, and did not work.

Question 19 – You did not work in the week of 5-11 March because:

You were on sick leave, holiday, leave, etc. - if you did not work for temporary reasons, but maintained your employment relationship with the employer. For example: holidays, sick leave, accident, labour dispute or strike, study or vocational training leave, parental leave, etc.

You are permanently unable to work – if you did not work due to a permanent incapacity for work, regardless of whether you receive an invalidity pension;

You were unemployed – if you are not working, that is, without employment, whether gainful or not, and, at the same time, are available for work, whether gainful or not;

You are retired or in the reserve – if you did work and as a result receive a retirement, old-age or military reserve pension;

You are a student – if you attend any type of education, and are not engaged in an occupation, are not performing compulsory military service, or not considered unemployed; if you are a student and look after the household, tick “**STUDENT**”;

You are homemaker – if you are occupied mainly with the household, in your own home;

Another reason – when your case is not described in the above situations.

Question 20 – Have you ever worked, even if for only one hour, and received (cash or some other form of payment) for this work?

Tick “**YES**” if you have already worked, even if it was casual work or you worked for a short time.

Tick “**NO**” if you have never worked.

Question 21 – Are you seeking or have you sought a job?

If you have sought a job, indicate how long ago you took this step. Examples of steps taken:

- contacting a public employment centre or private agencies;
- contacting employers;
- personal contacts;
- placing or answering advertisements;
- taking part in open competitions or job interviews;
- looking for property, offices or equipment in order to create a personal or household-owned company;
- applying for permits or financial resources to create your own company.

If you are registered with an employment centre, consider the date of your last contact as a step taken.

Question 22 – In the week of 5-11 March, were you available for work, that is, did you want to work and could you have done so if you had found work or work had been offered to you?

Tick “**YES**” if you wanted to work and were immediately available to do so.

Tick “**NO**” if you did not want to work or wanted to work but were not available to do so, that is, you were engaged in some form of occupation which prevented you from beginning work immediately.

Question 23.1 – What is your main occupation?

Be clear and precise when stating your occupation (avoid using “of the”, “of”, “and”).

Examples: House painter, basic education teacher 1st degree, agricultural machine driver, mechanic, paper pulp preparer, civil engineer, refrigeration air conditioning technician, etc..

- If you are engaged in more than one occupation, indicate the one which took up most of your time during the reference week.
- If during the said week, you performed an activity different from the one in which you are usually engaged (you were on holiday, etc.), indicate your usual occupation.
- If you were unemployed during the reference week, indicate the last occupation you held.

Question 23.2 – What are the main tasks you perform in the occupation you indicated in the preceding question?

The answer to this question should be clear and precise. Avoid repeating what you wrote for the occupation.

Examples: You run a small retail business, you grow agricultural products mainly for self-consumption, etc....

Question 23.3 – Indicate the usual number of hours you work each week in the occupation you stated in Question 23.1:

Tick the box whose time size matches the number of weekly working hours in your main occupation. Count the number of hours you usually work each week, including overtime. Include the time spent at the workplace performing such tasks as the preparation of service equipment, the preparation and maintenance of tools, etc.

- If you were unemployed during the reference week, indicate the number of hours you worked in the last job you had.

Question 23.4 – Indicate the status in employment in the occupation you stated in Question 23.1

Boss/Employer – If you are the owner, partner or majority shareholder of a company or agricultural holding in which you practise your main occupation and normally have one or more paid workers in your employ.

Own-account worker – If you work for your own account or in partnership and do not normally have paid workers in your employ.

Employee – If you work for another person, company, the State, etc., and receive payment for this work. Workers employed on “Collective Farms” tick this box.

Contributing family worker – if you work 15 or more hours per week in a household economic activity, without receiving payment, tick this box.

Compulsory military service – If you are performing compulsory military service.

Member of a producers’ co-operative – If you are the member of a co-operative for the production of goods or services and engage in your main occupation there, tick this response. This heading also includes workers in worker-controlled businesses. The employees and salaried workers of a co-operative who are not its members, tick the box “Employee”.

Other situation – If you are in a status in employment other ones the previous described.

If more than one of the above situations to you during the reference week, indicate the one which occupied the most of your time.

If you were unemployed during the reference week, indicate the situation applying to you in the last occupation you held.

Question 23.5 – What is the main activity of the company or entity where you practise the occupation you stated in Question 23.1?

Be clear and precise in your answer (avoid using “of the”, “of”, “and”).

Main activity – This is the type of economic activity carried out by the company or body where the individual is engaged in his main occupation, during the reference week.

- If you are **own-account worker**, indicate the type of activity you are involved in.

Examples: Fruit production, pig farming, retail trade clothing, etc.

- If you are an **employee**, indicate the type of activity in which the company, establishment, etc. where you work is engaged.

Examples: road haulage company, navigation company, painting workshop, hotel, car assembly factory, paper products factory, Revenue Office, Secondary School, Hospital, Regional Directorate Social Security, City Council, etc....

- If you work in a **company with various establishments**, indicate the activity of the establishment or place where you work and not the company’s main activity.

- If you were unemployed during the reference week, indicate the activity of the last entity for which you worked.

Question 23.6 – Indicate the number of persons who usually work in the company or entity where you engage or engaged in the occupation stated in Question 23.1:

- If you are **own-account worker and work alone**, indicate that there is one worker.
- If you are **own-account worker and work with one or more persons**, you should indicate the size representing the total number of workers, including yourself.
- If you work in a **private company/organisation** or in a **public company or institution**, indicate the respective size representing the total number of workers in that company or institution.
- If you are a **civil servant**, indicate the size representing the number of workers in the body where you engage in your occupation.
- If you are performing **Compulsory Military Service**, indicate the size representing the total number of military personnel in the unit where you are serving.
- If you were unemployed during the reference week, indicate the number of persons usually working for the entity where you held your last occupation.

7. TOILET FACILITIES:

- ◆ With toilet within the housing unit for exclusive use:
 - Flush toilet 1
 - No flush toilet 2
- ◆ With toilet within the building but outside of the housing unit for shared use
 - Flush toilet 3
 - No flush toilet 4
- ◆ No toilet available 5

8. BATHING FACILITIES:

- ◆ Housing unit **with** fixed bath or shower 1
- ◆ Housing unit **without** fixed bath or shower 3

9. SEWAGE DISPOSAL SYSTEM:

- ◆ Housing unit **with** sewage disposal system:
 - Connected to a public sewage disposal plant 1
 - Connected to a private sewage disposal plant (septic tank, etc.) 2
 - Other arrangements 3
- ◆ Housing unit **without** sewage disposal system 4

10. TYPE OF HEATING :

- ◆ Central heating 1
- ◆ No central heating:
 - Fireplace 2
 - Fixed equipment (in the wall, stove, etc.) 3
 - Mobile equipment (electric heater, gas, etc.) 4
- ◆ Without heating 5

IF YOUR HOUSING UNIT IS NOT A CONVENTIONAL DWELLING YOU HAVE FINISHED THE COMPLETION THANK YOU FOR YOUR CO-OPERATION

11. AVAILABILITY OF KITCHEN:

- ◆ kitchen with:
 - Less than 4 square metres 1
 - 4 square metres or more 2
- ◆ kitchenette 3
- ◆ Without kitchen or kitchenette 4

12. NUMBER OF ROOMS IN THE DWELLING:

Not including kitchen, corridors, halls, bathrooms, verandahs, store room, etc.

QUESTIONS 13 AND 14 ARE ONLY FOR OWNER-OCCUPIED DWELLINGS

If none household member is owner of the dwelling
GO TO QUESTION 15.

13. DO YOU HAVE A MORTGAGE OR LOAN RESULTING FROM THE PURCHASE OF THIS DWELLING:

- Yes 1
- No 3 → End of completing.

14. PLEASE INDICATE THE SIZE TO WHICH CORRESPONDS THE MONTHLY MORTGAGE CHARGE:

- ◆ Less than 12 000\$00 01
- ◆ 12 000\$00 - 19 999\$00 .. 02
- ◆ 20 000\$00 - 29 999\$00 .. 03
- ◆ 30 000\$00 - 39 999\$00 .. 04
- ◆ 40 000\$00 - 49 999\$00 .. 05
- ◆ 50 000\$00 - 59 999\$00 06
- ◆ 60 000\$00 - 79 999\$00 07
- ◆ 80 000\$00 - 99 999\$00 08
- ◆ 100 000\$00 - 119 999\$00 ... 09
- ◆ 120 000\$00 or more 10

If you answered the QUESTION 14 you have finished the completion.
Thank you for your co-operation.

15. IF YOU ARE A TENANT, PLEASE INDICATE THE FORM OF LEASE:

- ◆ Rented dwelling with a :
 - Contract for 3 or 5 years 1
 - Contract without term..... 2
 - Social rent contract 3
- ◆ Sub-rented dwelling 4 → GO TO 17
- ◆ Other situation (granted, etc) 5 → GO TO 18

16. PERIOD OF THE LEASE CONTRACT:

- ◆ Before 1975 1
- ◆ Between 1975 -1986 .. 2
- ◆ Between 1987 -1990 .. 3
- ◆ After 1990 4

17. IF YOU PAY RENT, PLEASE INDICATE THE SIZE TO WHICH CORRESPONDS THE MONTHLY AMOUNT :

- ◆ Less than 3 000\$00 ... 01
- ◆ 3 000\$00 - 4 999\$00 .. 02
- ◆ 5 000\$00 - 6 999\$00 .. 03
- ◆ 7 000\$00 - 11 999\$00. 04
- ◆ 12 000\$00 - 19 999\$00. 05
- ◆ 20 000\$00 - 29 999\$00. 06
- ◆ 30 000\$00 - 39 999\$00... 07
- ◆ 40 000\$00 - 49 999\$00 .. 08
- ◆ 50 000\$00 - 59 999\$00 .. 09
- ◆ 60 000\$00 - 79 999\$00 .. 10
- ◆ 80 000\$00 - 99 999\$00 .. 11
- ◆ 100 000\$00 or more 12

18. DWELLING OWNERSHIP:

- ◆ Ascendants or descendants 1
- ◆ Private owner or private company..... 2
- ◆ State, public corporations, social security or other non-profit institutions 3
- ◆ Public company 4
- ◆ Local authority 5
- ◆ Housing association 6

THANK YOU FOR YOUR CO-OPERATION

COMPLETION INSTRUCTIONS LIVING QUARTER QUESTIONNAIRE



INSTITUTO NACIONAL DE ESTATÍSTICA

WHEN COMPLETING THE QUESTIONNAIRE PLEASE OBSERVE THE FOLLOWING:

- ◆ Please write your answers in **blue or black ink**.
- ◆ Tick the box matching your response:
- ◆ If you wish to change your response, do so as follows:
- ◆ If you made a change and it was the correct response, validate it as follows:



- ◆ Write **FIGURES** as follows:

2 3

- ◆ Please use legible, block capital letters:

V I L A R E A L

- ◆ Follow the arrows. For ex., if you tick this response

→ **GO TO 15.** , proceed to question number 15.

GENERAL INSTRUCTIONS

WHO COMPLETES THE QUESTIONNAIRE?

Questions no. 1 to 3, inclusive, are completed by the Census Enumerator.

The **remaining questions** in the questionnaire (housing conditions) **will be completed by the owner of the dwelling or by a person residing there and qualified to do so**. If you are unable or do not know how to complete the questionnaire, wait for the arrival of the enumerator responsible for collecting the questionnaires who will provide you with the assistance you require.

SPECIFIC INSTRUCTIONS

QUESTION 4 – TELEPHONE / CELLPHONE:

The home telephone or cellphone number should be provided so that we can contact you if required.

QUESTION 5 – DOES THE DWELLING HAVE ELECTRICITY?

Tick YES if you have electrical power installed in your dwelling, whatever the source.

QUESTION 6 – WATER SUPPLY SYSTEM:

When the kitchen and/or bathroom are located in a building separate from the dwelling (in the yard, etc.), which has piped water, the dwelling is considered as having inside water.

When the dwelling has piped running water outside (yard, etc.) but not in any of the rooms comprising it (kitchen, water closet or bathroom), it will be considered as having running water in the building, but outside the dwelling.

When there is no piped water in the dwelling or in the building and the household resorts to other supply sources, various alternative sources may be used. In this case, the source which is most frequently used to obtain water for cooking and hygiene should be considered.

QUESTION 7 - TOILET FACILITIES:

By **flush toilet**, we mean the flushing mechanism, flow meter, etc., in other words, the mechanical system for discharging water inside the lavatory cistern.

QUESTION 8 – BATHING FACILITIES:

Bath or shower means any installation permanently connected to a water supply system and to a drainage system enabling the evacuation of used bath water to the exterior of the dwelling.

Do not consider the mere existence of a washbasin as constituting a bath or shower (whether connected to a drainage system or not), even when located in a room separate from the dwelling, or a makeshift installation in suspended recipients, which, filled manually, are used as a shower.

QUESTION 9 – SEWAGE DISPOSAL SYSTEM:

Sewage disposal system means the entire permanent installation permitting the evacuation of wastewater from the dwelling to the exterior.

Public sewage system means the drainage system (for example in a city), which collects all the waste and channels it along a specific path.

Septic tank is a specially structured receptacle enabling certain processes of disinfection, which, by means of a suitable pipeline, receives wastewater from one or a small number of dwellings.

QUESTION 10 – TYPE OF HEATING:

If there is more than one heating system, indicate the one used most frequently whenever it becomes necessary.

QUESTION 11 – AVAILABILITY OF KITCHEN:

Kitchen means the place designed and equipped for making meals, and which is in fact used for this purpose, even if it is also used as a dining room, bedroom or living room. The kitchen may be separated from the dwelling (in the yard for example).

Kitchenette means a small space within a room, separated usually by a small counter or similar, designed for preparing food. This situation is found mainly in urban zones and in smaller flats.

In dwellings with a kitchen, it is necessary to consider the size of the kitchen since it is classified according to whether it has an area of more than 4 m² or less than 4 m².

QUESTION 12 – NUMBER OF ROOMS IN THE DWELLING:

Room means the space in a dwelling, limited by walls, which, for the most part, has an area of at least 4 m² and a ceiling height of 2 m. Included in the definition of room are bedrooms, dining room and living room, habitable attic and basement rooms, etc.

ATTENTION

You should **NOT** consider the following as rooms: kitchen (even if used for other purposes), bathroom, pantry, storage room, balcony (even if enclosed by any type of structure), conservatory, hall and corridors. Rooms that are used exclusively for an economic activity should not be counted. For example: in a dwelling consisting of five rooms in which a doctor's surgery occupies two rooms, only three rooms should be counted.

QUESTION 13 - DO YOU HAVE MORTGAGE OR LOAN RESULTING FROM THE PURCHASE OF THIS DWELLING ?

The owner-occupier of the dwelling pays financial charges resulting from the purchase of the dwelling, when:

- The dwelling is built for purchase and is acquired through a welfare fund or other institution, a situation whereby individuals have the right to occupy the dwelling by virtue of a sum paid over a certain period of time, usually fifteen to twenty years, at the end of which they become the owners of the dwelling;
- The dwelling is the property of people who occupy it and purchased it through a bank loan or other financial arrangements not completely paid; here the individual immediately becomes the owner of the dwelling, although the dwelling is generally mortgaged as collateral for the loan, with the financial charges consisting of the payment of principal and interest due. Thus, the monthly payment will include the repayment of principal and interest due.

Any other type of housing charges, such as charges on home improvement loans should **NOT** be considered.

Tick "NO" if the dwelling is free from encumbrance or charges, regardless of how the owner acquired it (purchase, inheritance or other).

This charge must refer to the month immediately preceding the census moment.

QUESTION 14 - PLEASE INDICATE THE SIZE TO WHICH CORRESPONDS THE MONTHLY MORTGAGE OR LOAN CHARGE:

If the payment is, for example, quarterly, you should tick the box representing one third of that amount.

ATTENTION:

If the charge has not yet been defined by the financing entity, indicate what you estimate it to be.

QUESTION 15 – IF YOU ARE A TENANT, PLEASE INDICATE THE FORM OF LEASE:

This question is only for occupants who are not owners or co-owners of the respective dwellings.

3- or 5-year fixed-term contract – a contract in which at the end of the term (3 or 5 years), the amount of the rent may be renegotiated by the parties. If the parties fail to come to an agreement, the contract lapses and the tenant is required to leave the dwelling.

Renewable contract of indefinite duration – a contract which is automatically renewed and only terminates if the tenant wishes to leave the dwelling.

Council or subsidised rent contract – a contract in which the tenant is a public body and in which the amount of the rent was reduced in view of the need for social aid by the household.

If the dwelling is let to an individual who, in turn, lets it to a third person through payment of a rent, the dwelling is said to be *sub-let*.

Cases involving the *voluntary conveyance* of the dwelling, (for example: a father owns a dwelling and transfers it free of charge to his son), as well as cases in which the occupancy of the dwelling is usually associated with a contract in which consideration is either directly or indirectly assigned to it, subject to the performance of a task (for example: *doormen, watchmen*, etc.), should be included under *other situations*.

QUESTION 16 – PERIOD OF THE LEASE CONTRACT:

In this question, what we want to know is when the lease contract was concluded, independently of whether the rent was subsequently adjusted.

QUESTION 17 – IF YOU PAY RENT, PLEASE INDICATE THE SIZE TO WHICH CORRESPONDS THE MONTHLY AMOUNT:

RENT means the amount spent monthly for the occupation of a housing unit *on lease*.

If the rent is not paid on a monthly basis, you will have to convert it to the corresponding monthly amount.

ATTENTION

The repayment of residential mortgage loans or the monthly payments paid for property built for purchase, ARE NOT CONSIDERED RENTS. In this case, you should only have answered questions nos. 13 and 14.

QUESTION 18 – DWELLING OWNERSHIP:

If the occupant is the *owner* or *co- owner* of the dwelling,
DO NOT ANSWER THIS QUESTION.

First or second-generation ascendants or descendants – parents,
children, grandparents or grandchildren.

Instrumento de notação do Sistema Estatístico Nacional. (Lei n.º 6/89, de 15 de Abril), de RESPOSTA OBRIGATÓRIA. Registado no INE sob o n.º 9277, válido até 31/12/2001.



INSTITUTO NACIONAL DE ESTATÍSTICA
PORTUGAL

CENSOS
2001

XIV Recenseamento Geral da População
IV Recenseamento Geral da Habitação

QUESTIONÁRIO DE FAMÍLIA CLÁSSICA

O QUESTIONÁRIO DE FAMÍLIA DEVE SER EXCLUSIVAMENTE PREENCHIDO PELO RECENSEADOR.
PREENCHA UM QUESTIONÁRIO PARA CADA FAMÍLIA QUE RESIDA OU SE ENCONTRE PRESENTE NO ALOJAMENTO.

NÃO SE ESQUEÇA DE INCLUIR

- As pessoas que vivem habitualmente no alojamento e que estão temporariamente ausentes por motivos diversos (férias, negócios, trabalho, serviço de turnos, estudo, serviço militar, etc) ou se encontrem embarcadas em navios há menos de 1 ano;
- As pessoas que se encontram em estabelecimentos de saúde, prisionais e similares;
- Os estudantes em regime de internato ou similar ou que vivam como hóspedes em casas particulares, desde que não trabalhem;
- Os recém-nascidos antes do momento censitário (0 horas do dia 12 de Março) e as pessoas que faleceram após o momento censitário;
- Os empregados domésticos internos (que dormem no alojamento) e os hóspedes com comunhão de mesa e rendimentos com esta família;
- Os indivíduos não residentes que estejam presentes no momento censitário, seja qual for o motivo dessa presença.

NÃO SE ESQUEÇA DE EXCLUIR:

- Os recém-nascidos após o momento censitário;
- Os familiares que vivem em estabelecimentos de apoio social;
- Os familiares que mudaram definitivamente a sua residência habitual para outro alojamento;
- Os trabalhadores-estudantes que vivem a maior parte do ano fora deste alojamento;
- Os familiares que tenham emigrado há mais de 1 ano.

1 IDENTIFICAÇÃO GEOGRÁFICA

FREGUESIA

SECÇÃO/SUBSECÇÃO

N.º DE EDIFÍCIO

N.º DE ALOJAMENTO

N.º FAMÍLIA

2 COMPOSIÇÃO DA FAMÍLIA

N.º DE ORDEM	NOME COMPLETO DO REPRESENTANTE (até ao limite de duas linhas) PRIMEIRO E ÚLTIMO NOME DOS RESTANTES INDIVÍDUOS	Relação de parentesco com o representante	N.º de ordem do cônjuge	N.º de ordem do pai	N.º de ordem da mãe
1	2	3	4	5	6
01	<input type="text"/>	01 REPRESENTANTE	<input type="text"/>	<input type="text"/>	<input type="text"/>
02	<input type="text"/>	<input type="text"/>	<input type="text"/>	<input type="text"/>	<input type="text"/>
03	<input type="text"/>	<input type="text"/>	<input type="text"/>	<input type="text"/>	<input type="text"/>
04	<input type="text"/>	<input type="text"/>	<input type="text"/>	<input type="text"/>	<input type="text"/>
05	<input type="text"/>	<input type="text"/>	<input type="text"/>	<input type="text"/>	<input type="text"/>
06	<input type="text"/>	<input type="text"/>	<input type="text"/>	<input type="text"/>	<input type="text"/>
07	<input type="text"/>	<input type="text"/>	<input type="text"/>	<input type="text"/>	<input type="text"/>
08	<input type="text"/>	<input type="text"/>	<input type="text"/>	<input type="text"/>	<input type="text"/>
09	<input type="text"/>	<input type="text"/>	<input type="text"/>	<input type="text"/>	<input type="text"/>

CÓDIGOS DE RELAÇÃO DE PARENTESCO COM O REPRESENTANTE DA FAMÍLIA

- | | | | |
|---------------------------------------|-----------------------------------|--------------------------|--|
| 02 Cônjuge do representante | 06 Filho(a) adoptivo(a) casado(a) | 10 Sogro ou sogra | 14 Avô/avó ou Bisavô/bisavó |
| 03 Filho(a) não casado(a) | 07 Enteado(a) não casado(a) | 11 Nora ou genro | 15 Outra pessoa aparentada |
| 04 Filho(a) casado(a) | 08 Enteado(a) casado(a) | 12 Irmão ou irmã | 16 Empregado(a) doméstico(a) residente |
| 05 Filho(a) adoptivo(a) não casado(a) | 09 Pai ou mãe | 13 Neto(a) ou bisneto(a) | 17 Outro |

N.º DE ORDEM	PRIMEIRO E ÚLTIMO NOME DOS INDIVÍDUOS	Relação de parentesco com o representante	N.º de ordem do cônjuge	N.º de ordem do pai	N.º de ordem da mãe
1	2	3	4	5	6
10	<input type="text"/>	<input type="text"/>	<input type="text"/>	<input type="text"/>	<input type="text"/>
11	<input type="text"/>	<input type="text"/>	<input type="text"/>	<input type="text"/>	<input type="text"/>
12	<input type="text"/>	<input type="text"/>	<input type="text"/>	<input type="text"/>	<input type="text"/>
13	<input type="text"/>	<input type="text"/>	<input type="text"/>	<input type="text"/>	<input type="text"/>
14	<input type="text"/>	<input type="text"/>	<input type="text"/>	<input type="text"/>	<input type="text"/>
15	<input type="text"/>	<input type="text"/>	<input type="text"/>	<input type="text"/>	<input type="text"/>
16	<input type="text"/>	<input type="text"/>	<input type="text"/>	<input type="text"/>	<input type="text"/>
17	<input type="text"/>	<input type="text"/>	<input type="text"/>	<input type="text"/>	<input type="text"/>
18	<input type="text"/>	<input type="text"/>	<input type="text"/>	<input type="text"/>	<input type="text"/>
19	<input type="text"/>	<input type="text"/>	<input type="text"/>	<input type="text"/>	<input type="text"/>
20	<input type="text"/>	<input type="text"/>	<input type="text"/>	<input type="text"/>	<input type="text"/>
21	<input type="text"/>	<input type="text"/>	<input type="text"/>	<input type="text"/>	<input type="text"/>
22	<input type="text"/>	<input type="text"/>	<input type="text"/>	<input type="text"/>	<input type="text"/>
23	<input type="text"/>	<input type="text"/>	<input type="text"/>	<input type="text"/>	<input type="text"/>
24	<input type="text"/>	<input type="text"/>	<input type="text"/>	<input type="text"/>	<input type="text"/>
25	<input type="text"/>	<input type="text"/>	<input type="text"/>	<input type="text"/>	<input type="text"/>
26	<input type="text"/>	<input type="text"/>	<input type="text"/>	<input type="text"/>	<input type="text"/>
27	<input type="text"/>	<input type="text"/>	<input type="text"/>	<input type="text"/>	<input type="text"/>
28	<input type="text"/>	<input type="text"/>	<input type="text"/>	<input type="text"/>	<input type="text"/>
29	<input type="text"/>	<input type="text"/>	<input type="text"/>	<input type="text"/>	<input type="text"/>
30	<input type="text"/>	<input type="text"/>	<input type="text"/>	<input type="text"/>	<input type="text"/>
31	<input type="text"/>	<input type="text"/>	<input type="text"/>	<input type="text"/>	<input type="text"/>
32	<input type="text"/>	<input type="text"/>	<input type="text"/>	<input type="text"/>	<input type="text"/>
33	<input type="text"/>	<input type="text"/>	<input type="text"/>	<input type="text"/>	<input type="text"/>
34	<input type="text"/>	<input type="text"/>	<input type="text"/>	<input type="text"/>	<input type="text"/>
35	<input type="text"/>	<input type="text"/>	<input type="text"/>	<input type="text"/>	<input type="text"/>

CÓDIGOS DE RELAÇÃO DE PARENTESCO COM O REPRESENTANTE DA FAMÍLIA

- | | | | |
|--------------------------------------|----------------------------------|--------------------------|--|
| 02 Cônjuge do representante | 06 Filho(a) adotivo(a) casado(a) | 10 Sogra ou sogra | 14 Avó/avó ou Bisavó/bisavó |
| 03 Filho(a) não casado(a) | 07 Enteado(a) não casado(a) | 11 Nora ou genro | 15 Outra pessoa aparentada |
| 04 Filho(a) casado(a) | 08 Enteado(a) casado(a) | 12 Irmão ou irmã | 16 Empregado(a) doméstico(a) residente |
| 05 Filho(a) adotivo(a) não casado(a) | 09 Pai ou mãe | 13 Neto(a) ou bisneto(a) | 17 Outro |

QUESTIONÁRIO DE ALOJAMENTO

A PREENCHER PELO RECENSEADOR

1 IDENTIFICAÇÃO GEOGRÁFICA

FREGUESIA

N.º PORTA OU LOTE

ANDAR

LADO

Se diferente do questionário de edifício

AV., RUA, ETC.

CÓDIGO POSTAL

SECÇÃO/SUBSECÇÃO

N.º DE EDIFÍCIO

N.º DE ALOJAMENTO

2 TIPO DE ALOJAMENTO:

Alojamento familiar:

- Clássico 01
- Barraca 02
- Casa rudimentar de madeira 03
- Móvel 04
- Improvisado em edifício 05
- Outro local habitado 06

Alojamento colectivo:

- Hotelaria e similares 07
- Convivências:
 - Apelo social 08
 - Educação 09
 - Saúde 10
 - Religiosa 11
 - Militar 12
 - Prisional 13
 - Trabalho 14
 - Outro tipo 15

TERMINE O PREENCHIMENTO

3 FORMA DE OCUPAÇÃO DO ALOJAMENTO FAMILIAR:

- Residência habitual 1
- Uso sazonal ou residência secundária 2
- Vago:
 - Para venda 3
 - Para arrendar 4
 - Para demolir 5
 - Outros casos 6

TERMINE O PREENCHIMENTO

RESERVADO AOS SERVIÇOS DO INE

- População embarcada 16
- Corpo diplomático 17

A PARTIR DAQUI O QUESTIONÁRIO DEVE SER PREENCHIDO POR UMA DAS PESSOAS PRESENTES NO ALOJAMENTO

NO PREENCHIMENTO DO QUESTIONÁRIO TENHA EM ATENÇÃO O SEGUINTE:

- Utilize esferográfica de tinta azul ou preta.
- Marque com um X o quadrado correspondente à sua resposta
- Escreva os ALGARISMOS do seguinte modo **10**
- Siga as indicações das setas. Por exemplo, se marcar esta resposta → PASSE PARA 18. a próxima pergunta a responder será a 18.

4 TELEFONE FIXO / TELEMÓVEL:

5 O ALOJAMENTO TEM ELECTRICIDADE?

- Sim 1
- Não 3

6 ABASTECIMENTO DE ÁGUA:

- Tem água canalizada no interior do alojamento ligada a:
 - Rede pública 1
 - Rede privada 2
- Tem água canalizada no edifício mas fora do alojamento 3
- Não tem água canalizada e abastece-se em:
 - Fontanário ou bica 4
 - Poço ou furo particular 5
 - Outra forma 6

7 INSTALAÇÕES SANITÁRIAS:

- Tem retrete no alojamento para uso exclusivo:
 - Com dispositivo de descarga 1
 - Sem dispositivo de descarga 2
- Tem retrete no edifício para uso partilhado:
 - Com dispositivo de descarga 3
 - Sem dispositivo de descarga 4
- Não tem retrete 5

8 INSTALAÇÃO DE BANHO OU DUCHE:

- O alojamento **tem** instalação de banho ou duche 1
- O alojamento **não tem** instalação de banho ou duche 3

9 SISTEMA DE ESGOTOS:

- O alojamento **tem** sistema de esgotos:
 - Ligado a rede pública 1
 - Ligado a um sistema particular (fossa séptica, etc.) 2
 - Outras situações 3
- O alojamento **não tem** sistema de esgotos 4

10 SISTEMA DE AQUECIMENTO DISPONÍVEL (só o principal):

- Aquecimento central 1
- Aquecimento não central:
 - Lareira 2
 - Aparelhos fixos (na parede, fogões, etc.) 3
 - Aparelhos móveis (eléctricos, a gás, etc.) 4
- Sem aquecimento 5

Se a sua habitação é uma BARRACA, CASA RUDIMENTAR DE MADEIRA, HABITAÇÃO MÓVEL, HABITAÇÃO DE ACASO OU IMPROVISADA (códigos 02, 03, 04, 05 ou 06 na pergunta 2), **TERMINOU O PREENCHIMENTO DESTES QUESTIONÁRIOS**

OBRIGADO PELA COLABORAÇÃO.

11 EXISTÊNCIA DE COZINHA:

- O alojamento tem cozinha com:
 - Menos de 4 m² 1
 - 4 m² ou mais 2
- O alojamento tem apenas kitchenete 3
- O alojamento não tem cozinha nem kitchenete 4

12 NÚMERO DE DIVISÕES DO ALOJAMENTO:

Não inclui a cozinha, corredores, vestíbulos, hall, casas de banho, marquises, despensas, etc.

As perguntas 13 e 14 destinam-se apenas a **PROPRIETÁRIOS DO ALOJAMENTO**. SE NENHUMA DAS PESSOAS RESIDENTES NO ALOJAMENTO É PROPRIETÁRIA OU CO-PROPRIETÁRIA DO ALOJAMENTO, PASSE PARA A PERGUNTA 15

13 INDIQUE SE TEM ENCARGOS DEVIDOS À AQUISIÇÃO DESTA HABITAÇÃO:

- Sim 1
- Não 3 → **TERMINE O PREENCHIMENTO.**

14 INDIQUE O ESCALÃO A QUE CORRESPONDE O ENCARGO MENSAL POR AQUISIÇÃO DESTA HABITAÇÃO:

- Menos de 12 000\$00 01
- 12 000\$00 a 19 999\$00 02
- 20 000\$00 a 29 999\$00 03
- 30 000\$00 a 39 999\$00 04
- 40 000\$00 a 49 999\$00 05
- 50 000\$00 a 59 999\$00 06
- 60 000\$00 a 79 999\$00 07
- 80 000\$00 a 99 999\$00 08
- 100 000\$00 a 119 999\$00 09
- 120 000\$00 ou mais 10

SE RESPONDEU À PERGUNTA 14 TERMINOU O PREENCHIMENTO DO QUESTIONÁRIO.

OBRIGADO PELA COLABORAÇÃO.

15 SE É INQUILINO, INDIQUE A FORMA DE ARRENDAMENTO:

- O alojamento foi arrendado com:
 - Contrato de duração limitada de 3 ou 5 anos .. 1
 - Contrato renovável sem prazo 2
 - Contrato de renda social ou apoiada 3
- O alojamento é subarrendado 4 → **PASSE PARA 17**
- Outra situação (cedido, porteiro(a)s, etc.) 5 → **PASSE PARA 18**

16 DATA DO CONTRATO DE ARRENDAMENTO:

- Antes de 1975 1
- Entre 1975 e 1986 2
- Entre 1987 e 1990 3
- Após 1990 4

17 SE PAGA RENDA, INDIQUE O RESPECTIVO ESCALÃO MENSAL:

- Menos de 3 000\$00 01
- 3 000\$00 a 4 999\$00 02
- 5 000\$00 a 6 999\$00 03
- 7 000\$00 a 11 999\$00 04
- 12 000\$00 a 19 999\$00 05
- 20 000\$00 a 29 999\$00 06
- 30 000\$00 a 39 999\$00 07
- 40 000\$00 a 49 999\$00 08
- 50 000\$00 a 59 999\$00 09
- 60 000\$00 a 79 999\$00 10
- 80 000\$00 a 99 999\$00 11
- 100 000\$00 ou mais 12

18 INDIQUE A ENTIDADE PROPRIETÁRIA DO ALOJAMENTO:

- Ascendentes ou descendentes em 1º ou 2º grau 1
- Particulares ou empresas privadas 2
- Estado, Institutos públicos autónomos, segurança social ou outras instituições sem fins lucrativos 3
- Empresas públicas 4
- Autarquias locais 5
- Cooperativas de habitação 6

OBRIGADO PELA COLABORAÇÃO.

NÃO ESQUEÇA QUE HÁ TAMBÉM UM QUESTIONÁRIO INDIVIDUAL QUE DEVE SER PREENCHIDO PARA CADA PESSOA QUE SE ENCONTRE NO ALOJAMENTO.



NO PREENCHIMENTO DO QUESTIONÁRIO TENHA EM ATENÇÃO O SEGUINTE:

- ◆ Utilize esferográfica de **tinta azul ou preta**.
- ◆ Marque com um X o quadrado correspondente à sua resposta:
- ◆ Se quiser anular a sua resposta faça-o da seguinte forma:
- ◆ Se anulou e era a resposta correcta, revalide a sua resposta, fazendo-o da seguinte forma:
- ◆ Escreva os ALGARISMOS do seguinte modo:
- ◆ Escreva sempre em maiúsculas, bem desenhadas:

V I L A R E A L

- ◆ Siga as indicações das setas. Por ex., se marcar esta resposta → PASSE PARA 15., siga para a pergunta número 15.

INSTRUÇÕES GERAIS

QUEM RESPONDE AO QUESTIONÁRIO?

As perguntas nºs 1 a 3, inclusive, são preenchidas pelo Recenseador.

As restantes perguntas do questionário (condições da habitação) serão respondidas pelo titular do alojamento ou por pessoa residente habilitada para o fazer. No caso de não ser possível ou de não saber fazer o preenchimento, aguarde a chegada do recenseador encarregue da recolha dos questionários, que lhe prestará a ajuda necessária.

INSTRUÇÕES ESPECÍFICAS

PERGUNTA 4 - TELEFONE/ TELEMÓVEL:

Deve ser anotado o número de telefone de casa ou do telemóvel, a fim de facilitar o contacto em caso de necessidade.

PERGUNTA 5 - O ALOJAMENTO TEM ELECTRICIDADE?

Marque SIM se dispuser de rede eléctrica instalada no interior do alojamento, seja qual for a sua proveniência.

PERGUNTA 6 - ABASTECIMENTO DE ÁGUA:

Quando o alojamento tem em anexo (no quintal, etc.) a cozinha e/ou a casa-de-banho, e dentro destas possui água canalizada, considera-se essa situação como existindo água dentro do alojamento.

Quando um alojamento dispuser de água canalizada no exterior (quintal, etc.) mas não em algum dos compartimentos que o integram (cozinha, retrete ou casa de banho), deverá ser considerado como tendo água canalizada no edifício, mas fora do alojamento.

Quando um alojamento não tem qualquer tipo de água canalizada no seu interior, nem no edifício, e por isso recorre a outras fontes de abastecimento, pode acontecer que sejam utilizadas várias fontes alternativas. Nesse caso, deve considerar aquela a que recorre habitualmente para obter água para cozinhar e para hábitos de higiene.

PERGUNTA 7 - INSTALAÇÕES SANITÁRIAS:

Por **dispositivo de descarga** entende-se o autoclismo, fluxómetro, etc., ou seja, o sistema mecânico para descarga de água no interior da sanita.

PERGUNTA 8 - INSTALAÇÕES DE BANHO OU DUCHE:

Por **instalação de banho ou duche** entende-se toda a instalação que está ligada de modo permanente a um sistema de canalização de água e a um sistema de esgoto que permita a evacuação da água utilizada no banho para fora do alojamento.

Não se considera como instalação de banho ou duche a simples existência de um lavatório (ligado ou não a uma rede de esgoto), mesmo que em dependência própria, nem as instalações improvisadas em recipientes suspensos que, enchidos manualmente, sirvam de chuveiro.

PERGUNTA 9 - SISTEMA DE ESGOTOS:

Entende-se por **sistema de esgotos** toda a instalação permanente que permita a evacuação das águas residuais do alojamento para fora do mesmo.

Entende-se por **rede pública de esgotos** o caso de uma rede de esgotos (por exemplo numa cidade), que capta todos os despejos e os canaliza segundo uma determinada via.

Fossa séptica é um receptáculo de estrutura especial e com determinados processos de asseptização que, por via de uma canalização apropriada, recebe as águas residuais de um ou poucos alojamentos.

PERGUNTA 10 - SISTEMA DE AQUECIMENTO DISPONÍVEL:

Se existir mais do que um sistema de aquecimento, indique aquele a que recorre com mais frequência quando se torna necessário.

PERGUNTA 11 - EXISTÊNCIA DE COZINHA:

Por **cozinha** entende-se o local destinado e equipado para a preparação das principais refeições, que seja de facto utilizado para este fim, mesmo que também sirva como sala de jantar, quarto ou sala de estar. A cozinha poderá encontrar-se separada do alojamento (no pátio por exemplo).

Por **kitchenette** entende-se um pequeno espaço dentro de uma divisão, separado, usualmente, por um pequeno balcão ou similar, dedicado à confecção de alimentos. Esta situação encontra-se principalmente em zonas urbanas e em apartamentos de menor área.

Ainda em relação a alojamentos com cozinha, deve tomar atenção à sua dimensão, uma vez que se faz a sua classificação consoante ela tenha menos ou mais de 4 m².

PERGUNTA 12 - NÚMERO DE DIVISÕES DO ALOJAMENTO:

Por **divisão** entende-se o espaço, num alojamento, delimitado por paredes, tendo pelo menos 4 m² de área e 2 m de altura, na sua maior parte.

Estão compreendidos, na definição de divisão, os quartos de dormir, as salas de jantar e de estar, as divisões em sótão ou caves habitadas, etc.

ATENÇÃO

NÃO deve considerar como divisão: cozinha (mesmo que sirva também para outros fins), casa de banho, despensa, arrecadação, varanda, (mesmo que fechadas por qualquer tipo de estrutura), "marquise", "hall" e corredores. As divisões afectas exclusivamente a uma actividade económica não devem ser contadas. Por exemplo: num alojamento com cinco divisões, no qual se encontra instalado um consultório médico em duas divisões, deverão ser contadas apenas três divisões.

PERGUNTA 13 - INDIQUE SE TEM ENCARGOS DEVIDOS À AQUISIÇÃO DESTA HABITAÇÃO:

Entende-se que o ocupante proprietário do alojamento tem encargos financeiros por compra da habitação, quando:

- O alojamento é ocupado em regime de resolubilidade; é o caso do alojamento adquirido por intermédio de uma caixa de previdência ou outra instituição; situação em que os indivíduos têm o direito de ocupar o alojamento através de um quantitativo pago ao longo de um período, geralmente quinze a vinte anos, findo o qual se tornam proprietários do alojamento;
- O alojamento é propriedade de pessoas que o ocupam e o adquiriram através de empréstimo bancário ou outros ainda não completamente liquidados; aqui o indivíduo torna-se imediatamente proprietário do alojamento, embora, como garantia do empréstimo efectuado, hipoteque geralmente o mesmo alojamento, sendo os encargos financeiros constituídos pela amortização do capital e pelos juros em dívida. Assim, a prestação incluirá a amortização do capital e juros em dívida.

Qualquer outro tipo de encargos relacionados com a habitação, como por exemplo, encargos de empréstimos para obras no alojamento, **NÃO** devem ser considerados.

Assinale "**NÃO**" se o alojamento, qualquer que tenha sido a via de aquisição (compra, herança ou outra), se encontrar totalmente pago.

Este encargo reportar-se-á ao mês imediatamente anterior ao momento censitário.

PERGUNTA 14 - INDIQUE O ESCALÃO A QUE CORRESPONDE O ENCARGO MENSAL POR AQUISIÇÃO DESTA HABITAÇÃO:

Se a prestação é, por exemplo, trimestral deve marcar o quadrado correspondente a um terço desse valor.

ATENÇÃO

No caso de o encargo ainda não se encontrar definido pela entidade financiadora, deverá assinalar o que calcula que venha a ter.

PERGUNTA 15 - SE É INQUILINO, INDIQUE A FORMA DE ARRENDAMENTO

Esta pergunta diz unicamente respeito a ocupantes que não sejam proprietários ou co-proprietários dos respectivos alojamentos.

Contrato de duração limitada de 3 ou 5 anos - contrato em que no fim deste prazo (3 ou 5 anos), novo valor de renda pode ser negociado entre as partes. Caso não haja acordo, o contrato cessa e o inquilino tem que sair do alojamento.

Contrato renovável sem prazo - contrato renovável automaticamente em que só cessa se o arrendatário pretender deixar o alojamento.

Contrato de renda social ou apoiada - contrato em que o arrendatário é uma entidade pública e em que o valor da renda foi reduzido face à necessidade de apoio social do agregado familiar.

Se o alojamento estiver arrendado a um indivíduo que, por sua vez, o alugou a uma terceira pessoa, mediante o pagamento de uma renda, então considera-se que o alojamento está **subarrendado**.

Nos casos de **cedência gratuita do alojamento**, (exemplo: um pai proprietário de um alojamento cede gratuitamente ao filho esse mesmo alojamento), bem como nos casos em que a ocupação do alojamento está geralmente associada a um contrato, em que directa ou indirectamente lhe é atribuído um valor, sendo condição para o desempenho de uma função (exemplo: *porteiros, guardas*, etc.), deverão ser contemplados em **outras situações**.

PERGUNTA 16 - DATA DO CONTRATO DE ARRENDAMENTO:

Nesta pergunta pretende-se saber quando é que foi efectuado o contrato de arrendamento, independentemente da actualização posterior ou não do valor da renda.

PERGUNTA 17 - SE PAGA RENDA, INDIQUE O RESPECTIVO ESCALÃO MENSAL

Entende-se por **renda** o montante despendido mensalmente, pela ocupação de uma unidade de alojamento, ocupada em regime de arrendamento.

Se a renda não for mensal, terá de a converter em mensal.

ATENÇÃO

As amortizações de empréstimos contraídos para a compra de casa própria, ou as mensalidades pagas no caso de propriedade resolúvel, **NÃO SÃO CONSIDERADAS RENDAS**. Neste caso deveria ter respondido apenas às questões n.ºs 13 e 14.

PERGUNTA 18 - INDIQUE A ENTIDADE PROPRIETÁRIA DO ALOJAMENTO:

No caso de ser *proprietário* ou *co-proprietário* do alojamento, **NÃO RESPONDE A ESTA PERGUNTA**.

Ascendentes ou descendentes em 1º ou 2º grau - pais, filhos, avós ou netos.

QUESTIONÁRIO DE EDIFÍCIO

O QUESTIONÁRIO DE EDIFÍCIO DEVE SER EXCLUSIVAMENTE PREENCHIDO PELO RECENSEADOR.
NUNCA ENTREGUE ESTE QUESTIONÁRIO À POPULAÇÃO.

1 IDENTIFICAÇÃO GEOGRÁFICA

CONCELHO SECÇÃO/SUBSECÇÃO

FREGUESIA N.º DE EDIFÍCIO

2 ENDEREÇO:

AV., RUA, ETC.

N.º OU LOTE LUGAR

CÓDIGO POSTAL -

3 TIPO DE EDIFÍCIO:

- * Edifício clássico (prédio, moradia) 1
 - * Outro tipo de construção habitada 2
 - * População embarcada 3
 - * Corpo diplomático 4
- TERMINE O PREENCHIMENTO
- } Reservado aos serviços do INE

4 TIPO DE UTILIZAÇÃO:

- * Edifício exclusivamente residencial (100%) 1
- * Edifício principalmente residencial (de 50% a 99%) 2
- * Edifício principalmente não residencial (até 49%) 3

5 ACESSIBILIDADE DO EDIFÍCIO A PESSOAS COM MOBILIDADE CONDICIONADA:

- * Tem rampas de acesso 1
- * Não tem rampas de acesso e é acessível 2
- * Não tem rampas de acesso e não é acessível 3

6 NÚMERO DE PAVIMENTOS (inclua todos os planos habitáveis ou utilizáveis do edifício):

- * 1 pavimento 1
 - * Mais do que 1 3
- Passe para 9

7 O EDIFÍCIO TEM ELEVADOR?

- * Sim 1
- * Não 3

8 CONFIGURAÇÃO DO R/C:

- * Com compartimentação semelhante à dos andares superiores 1
- * Com espaço interior amplo na sua maior parte 2
- * Com colunas isoladas na sua maior parte 3

9 O EDIFÍCIO É ISOLADO OU É CINCO VEZES MAIS ALTO QUE OS EDIFÍCIOS ADJACENTES?

- * Sim 1
 - * Não 3
- Passe para 12

10 O EDIFÍCIO É DE GAVETO OU DE EXTREMO DE BANDA?

- * Sim 1
- * Não 3

11 O EDIFÍCIO É MAIS ALTO (MAIS DO QUE DOIS PAVIMENTOS) DQ QUE QUALQUER DOS EDIFÍCIOS ADJACENTES?

- * Sim 1
- * Não 3

12 NÚMERO DE ALOJAMENTOS:

- * 1 alojamento 1
- * Mais do que 1 3

13 ÉPOCA DE CONSTRUÇÃO OU RECONSTRUÇÃO DO EDIFÍCIO:

- * Antes de 1919 ... 1
- * De 1919 a 1945 .. 2
- * De 1946 a 1960 .. 3
- * De 1961 a 1970 .. 4
- * De 1971 a 1980 .. 5
- * De 1981 a 1985 .. 6
- * De 1986 a 1990 .. 7
- * De 1991 a 1995 .. 8
- * De 1996 a 2001 .. 9

14 TIPO DE ESTRUTURA DA CONSTRUÇÃO DO EDIFÍCIO:

- * Estrutura de betão armado 1
- * Paredes de alvenaria argamassada, com placa 2
- * Paredes de alvenaria argamassada, sem placa 3
- * Paredes de adobe, taipa ou de alvenaria de pedra solta 4
- * Outros (madeira, metálica, etc.) 5

15 PRINCIPAIS MATERIAIS UTILIZADOS NO REVESTIMENTO EXTERIOR DO EDIFÍCIO:

- * Betão à vista (com ou sem pintura) 1
- * Ladrilhos ou pastilhas cerâmicas 2
- * Pedra 3
- * Reboco tradicional ou marmonte 4
- * Outros (madeira, lousa, vidro etc.) 5

16 TIPO DE COBERTURA EXISTENTE E MATERIAIS UTILIZADOS NO SEU REVESTIMENTO:

- * Em terraço 1
- * Cobertura inclinada:
 - Revestida a telhas 2
 - Revestida com outros materiais 3
- * Mista (telhado e terraço) 4

17 NECESSIDADE DE REPARAÇÕES:

- | | Nenhuma | Pequenas | Médias | Grandes | Muito Grandes |
|--|----------------------------|----------------------------|----------------------------|----------------------------|---------------|
| 17.1. Na estrutura <input type="checkbox"/> 1 | <input type="checkbox"/> 2 | <input type="checkbox"/> 3 | <input type="checkbox"/> 4 | <input type="checkbox"/> 5 | |
| 17.2. Na cobertura <input type="checkbox"/> 1 | <input type="checkbox"/> 2 | <input type="checkbox"/> 3 | <input type="checkbox"/> 4 | <input type="checkbox"/> 5 | |
| 17.3. Nas paredes e caixilharis exteriores .. <input type="checkbox"/> 1 | <input type="checkbox"/> 2 | <input type="checkbox"/> 3 | <input type="checkbox"/> 4 | <input type="checkbox"/> 5 | |

18 O EDIFÍCIO É SERVIDO POR RECOLHA DE RESÍDUOS SÓLIDOS URBANOS?

- * Sim 1
- * Não 3