


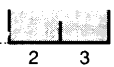





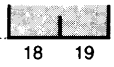
# DEUXIEME RECENSEMENT GENERAL DE LA POPULATION ET DE L'HABITAT

(Décret N° 85/506 du 11 avril 1985)

IMPRIME RD2

## QUESTIONNAIRE « MENAGE — UNITE D'HABITATION »

**CONFIDENTIEL** — LES INFORMATIONS CONTENUES DANS CE DOCUMENT SONT CONFIDENTIELLES ET NE POURRONT ETRE UTILISEES A DES FINS DE POURSUITE JUDICIAIRE, DE CONTROLE FISCAL OU DE REPRESSION ECONOMIQUE.  
TOUT DEFAUT DE REPONSE OU TOUTE REPONSE INEXACTE SERA PUNI CONFORMEMENT A LA LOI N° 83/017 DU 21 JUILLET 1983 RELATIVE AUX OBLIGATIONS ET SECRET EN MATIERE STATISTIQUE.

A. PROVINCE : .....		B. DEPARTEMENT : .....	
C. ARRONDISSEMENT OU DISTRICT : .....		D. VILLE OU VILLAGE : .....	
E. QUARTIER DE VILLE OU LOCALITE : .....		F. N° DE LA ZONE DE DENOMBREMENT : .....	
G. N° DE LA STRUCTURE : .....		H. N° DU MENAGE : .....	

NOMBRE TOTAL DE QUESTIONNAIRES UTILISES DANS CE MENAGE .....

QUESTIONNAIRE N° .....

### RAPPELS IMPORTANTS A L'ATTENTION DE L'AGENT RECENSEUR

#### 1. PRESENTATION

Présentez-vous poliment et entièrement en donnant votre nom, en montrant votre carte de travail, et en expliquant que vous êtes autorisés à poser quelques questions dans le cadre du Recensement Général de la Population et de l'Habitat. N'interrogez qu'une personne adulte dans chaque ménage, en l'absence du chef de ménage.

#### 2. TENUE

Présentez-vous dans une tenue correcte et soyez courtois avec la population. Respectez les personnes que vous allez visiter.

#### 3. REVISION DU QUESTIONNAIRE

N'oubliez pas de remplir la 4<sup>e</sup> page de ce questionnaire. Après l'interview dans un ménage, revoyez le questionnaire pour vérifier qu'aucune information ne manque ou n'est incomplète, et assurez-vous qu'aucun résident n'a été oublié, avant de quitter le ménage.

#### 4. RETOUR DANS LES MENAGES

Retournez dans les ménages où vous n'avez trouvé aucun adulte pour vous répondre. Informez-vous auprès des voisins sur le meilleur moment de retourner dans un ménage ainsi que sur toute autre information pertinente, et notez-le dans votre cahier de terrain.

#### 5. RECAPITULATIONS

A la fin de chaque journée de travail, récapitulez le nombre de résidents sur la première feuille utilisée dans chaque ménage à l'aide du tableau prévu à cet effet. Lorsque toute la Z.D. a été couverte, reportez ces récapitulations sur la fiche appropriée, ainsi que le nombre de ménages recensés.

#### NOMBRE DE RESIDENTS DANS CE MENAGE

MASCULIN	FEMININ	TOTAL

# TOUTE LA POPULATION

POPULATION DE 3 ANS ET PLUS  
(NEE AVANT AVRIL 1984)

TYPE D'ENREGISTREMENT	NUMERO D'ORDRE	NOMS ET PRENOMS	LIEN DE PARENTE AVEC LE CHEF DE MENAGE	SEXE	SITUATION DE RESIDENCE	DATE DE NAISSANCE	AGE	LIEU DE NAISSANCE	NATIONALITE	LIEU DE RESIDENCE HABITUELLE	LIEU DE RESIDENCE ANTERIEURE	DUREE DE RESIDENCE	SURVIE DES PARENTS		INSTRUCTION			FREQUENTATION SCOLAIRE	SITUATION D'ACTUALITE
													PERE	MERE	TYPE	CLASSE	DIPLOME		

## RESIDENTS *(Inscrivez toutes les personnes résidant habituellement dans le ménage, qu'elles soient présentes ou absentes)*

1				1 - M	1 - P								1 - OUI	1 - OUI				1 - NO
				2 - F	2 - A								2 - NON	2 - NON				2 - ER
				3 - NE SAIT PAS	3 - NE SAIT PAS								3 - NE SAIT PAS	3 - NE SAIT PAS				3 - CS
				4 - CC	4 - CC								4 - CC	4 - CC				4 - CC

## VISITEURS *(Inscrivez toutes les personnes ne résidant pas habituellement dans le ménage, mais ayant passé la nuit)*

1				1 - M	3								1 - OUI	1 - OUI				1 - NO
				2 - F	3								2 - NON	2 - NON				2 - ER
				3 - NE SAIT PAS	3 - NE SAIT PAS								3 - NE SAIT PAS	3 - NE SAIT PAS				3 - CS
				4 - CC	4 - CC								4 - CC	4 - CC				4 - CC

**ABREVIATIONS A UTILISER :**

**Colonne P3**

CM = Chef de ménage  
EP = Epouse (ou époux) du chef de ménage  
ENF = Fils ou fille du chef de ménage  
PAR = Père ou mère du chef de ménage  
AP = Autre parent  
NP = Sans lien de parenté avec le chef de ménage.

**Colonne P15**

MAT = Jardin ou maternelle  
COR = Enseignement coranique  
PF = Enseignement primaire (système francophone)  
PE = Enseignement primaire (système anglophone)  
POST = Post-primaire (S.A.R. S.M. etc.)  
GEF = Enseignement secondaire général (syst. franco)  
GEE = Enseignement secondaire général (syst. anglo.)  
TEF = Enseignement secondaire technique (syst. franco.)  
TEE = Enseignement secondaire technique (syst. anglo.)  
EF1 = Ecole de formation de niveau d'entrée CEPE  
EF2 = Ecole de formation de niveau d'entrée BEPC  
EF3 = Ecole de formation de niveau d'entrée Probatoire  
EF4 = Ecole de formation de niveau d'entrée BAC et plus  
UNIV = Université.  
Autre : à préciser

**Colonne P17**

CEPE = Certificat d'études primaires  
FSLC = First school leaving certificate  
CAP = Certificat d'art ménager  
CAM = Certificat d'aptitude professionnelle  
BEPC = Brevet d'études du premier cycle  
BE = Brevet élémentaire  
GCE/OL = General certificate of education, ordinary level  
CAFMEG = Certificat d'aptitude aux fonctions de maître d'enseignement général  
CAPE = Certificat d'aptitude pédagogique élémentaire  
PROB = Probatoire  
BAC = Baccalauréat  
BTS = Brevet de technicien supérieur.

**Colonne P17 (suite)**

BSAEM = Brevet supérieur d'aptitude à l'enseignement ménager  
GCE/AL = General certificate of education, advanced level  
BSC = Brevet supérieur de capacité  
MEP = Maître d'enseignement populaire  
MEPS = Maître d'éducation physique et sportive  
LIC = Licence bachelior  
DES = Diplôme d'études supérieures, master, DEA  
CAPCEG = Certificat d'aptitude au professorat des CEG  
CAPES = Certificat d'aptitude au professorat de l'enseignement secondaire  
CAPET = Certificat d'aptitude au professorat de l'enseignement tech.  
Autre : à préciser

**Colonne**

NO = Non  
ER = Ecole re  
CS = Cours d  
CC = Cours p

**Colonne**

WK = A trava  
UN = Sans er  
LK = A la re  
premiè  
HK = Ménagé  
ST = Etudian  
REN = Rentier  
RET = Retraité  
HAN = Handica  
OIS = Oisif

# POPULATION

POPULATION DE 3 ANS ET PLUS (NEE AVANT AVRIL 1984)					POPULATION DE 6 ANS ET PLUS (NEE AVANT AVRIL 1981)			POPULATION DE 11 ANS ET PLUS (NEE AVANT AVRIL 1976)			FEMMES DE 12 ANS ET PLUS (NEES AVANT AVRIL 1975)							
NATIONALITE	LIEU DE RESIDENCE HABITUELLE	LIEU DE RESIDENCE ANTERIEURE	DUREE DE RESIDENCE	SURVIE DES PARENTS		INSTRUCTION			FREQUENTATION SCOLAIRE	SITUATION D'ACTIVITE	LIEU DE RESIDENCE AU RECENSEMENT D'AVRIL 1976	ETAT MATRIMONIAL	ANALPHABETISME	NAISSANCES DES 12 DERNIERS MOIS				
				PERE	MERE	TYPE	CLASSE	DIPLOME	EMPLOI	STATUT DANS L'EMPLOI				BRANCHE D'ACTIVITE	MASC.	FEM.		
P9	P10	P11	P12	P13	P14	P15	P16	P17	P18	P19	P20	P21	P22	P23	P24	P25	P26	P27

(pour les personnes résidant habituellement dans le ménage, qu'elles soient présentes ou absentes).

				1 - OUI 2 - NON 3 - NE SAIT PAS	1 - OUI 2 - NON 3 - NE SAIT PAS				1 - NO 2 - ER 3 - CS 4 - CC							1 - AF 2 - LN 3 - AU 4 - IL	
				1 - OUI 2 - NON 3 - NE SAIT PAS	1 - OUI 2 - NON 3 - NE SAIT PAS				1 - NO 2 - ER 3 - CS 4 - CC							1 - AF 2 - LN 3 - AU 4 - IL	
				1 - OUI 2 - NON 3 - NE SAIT PAS	1 - OUI 2 - NON 3 - NE SAIT PAS				1 - NO 2 - ER 3 - CS 4 - CC							1 - AF 2 - LN 3 - AU 4 - IL	
				1 - OUI 2 - NON 3 - NE SAIT PAS	1 - OUI 2 - NON 3 - NE SAIT PAS				1 - NO 2 - ER 3 - CS 4 - CC							1 - AF 2 - LN 3 - AU 4 - IL	
				1 - OUI 2 - NON 3 - NE SAIT PAS	1 - OUI 2 - NON 3 - NE SAIT PAS				1 - NO 2 - ER 3 - CS 4 - CC							1 - AF 2 - LN 3 - AU 4 - IL	
				1 - OUI 2 - NON 3 - NE SAIT PAS	1 - OUI 2 - NON 3 - NE SAIT PAS				1 - NO 2 - ER 3 - CS 4 - CC							1 - AF 2 - LN 3 - AU 4 - IL	
				1 - OUI 2 - NON 3 - NE SAIT PAS	1 - OUI 2 - NON 3 - NE SAIT PAS				1 - NO 2 - ER 3 - CS 4 - CC							1 - AF 2 - LN 3 - AU 4 - IL	
				1 - OUI 2 - NON 3 - NE SAIT PAS	1 - OUI 2 - NON 3 - NE SAIT PAS				1 - NO 2 - ER 3 - CS 4 - CC							1 - AF 2 - LN 3 - AU 4 - IL	
				1 - OUI 2 - NON 3 - NE SAIT PAS	1 - OUI 2 - NON 3 - NE SAIT PAS				1 - NO 2 - ER 3 - CS 4 - CC							1 - AF 2 - LN 3 - AU 4 - IL	

(pour les personnes ne résidant pas habituellement dans le ménage, mais ayant passé la nuit précédant l'interview dans le ménage).

				1 - OUI 2 - NON 3 - NE SAIT PAS	1 - OUI 2 - NON 3 - NE SAIT PAS				1 - NO 2 - ER 3 - CS 4 - CC							1 - AF 2 - LN 3 - AU 4 - IL	
				1 - OUI 2 - NON 3 - NE SAIT PAS	1 - OUI 2 - NON 3 - NE SAIT PAS				1 - NO 2 - ER 3 - CS 4 - CC							1 - AF 2 - LN 3 - AU 4 - IL	
				1 - OUI 2 - NON 3 - NE SAIT PAS	1 - OUI 2 - NON 3 - NE SAIT PAS				1 - NO 2 - ER 3 - CS 4 - CC							1 - AF 2 - LN 3 - AU 4 - IL	
				1 - OUI 2 - NON 3 - NE SAIT PAS	1 - OUI 2 - NON 3 - NE SAIT PAS				1 - NO 2 - ER 3 - CS 4 - CC							1 - AF 2 - LN 3 - AU 4 - IL	


- |  |  |  |  |   |
|--|--|--|--|---|
| <b>Colonne P17</b><br>CEPE = Certificat d'études primaires<br>FSLC = First school leaving certificate<br>CAM = Certificat d'art ménager<br>CAP = Certificat d'aptitude professionnelle<br>BEPC = Brevet d'études du premier cycle<br>BE = Brevet élémentaire<br>GCE/OL = General certificate of education, ordinary level<br>CAFMEG = Certificat d'aptitude aux fonctions de maître d'enseignement général<br>CAPE = Certificat d'aptitude pédagogique élémentaire<br>PROB = Probatoire<br>BAC = Baccalauréat<br>BTS = Brevet de technicien supérieur. | <b>Colonne P17 (suite)</b><br>BSAEM = Brevet supérieur d'aptitude à l'enseignement ménager<br>GCE/AL = General certificate of education, advanced level<br>BSC = Brevet supérieur de capacité<br>MEP = Maître d'enseignement populaire<br>MEPS = Maître d'éducation physique et sportive<br>LIC = Licence bachelier<br>DES = Diplômé d'études supérieures, master, DEA<br>CAPCEG = Certificat d'aptitude au professorat des CEG<br>CAPES = Certificat d'aptitude au professorat de l'enseignement secondaire<br>CAPET = Certificat d'aptitude au professorat de l'enseignement tech.<br>Autre : à préciser | <b>Colonne P18</b><br>NO = Non<br>ER = Ecole régulière<br>CS = Cours du soir<br>CC = Cours par correspondance<br><b>Colonne P19</b><br>WK = A travaillé<br>UN = Sans emploi ayant déjà travaillé<br>LK = A la recherche d'un emploi pour la première fois<br>HK = Ménagère<br>ST = Etudiant, élève<br>REN = Rentier<br>RET = Retraité, vieillard<br>HAN = Handicapé<br>OIS = Oisif | <b>Colonne P21</b><br>IND = Travailleur indépendant<br>EMP = Employeur<br>SAP = Salarié permanent<br>SAT = Salarié temporaire<br>APR = Apprenti rémunéré<br>APNR = Apprenti non rémunéré<br>AF = Aide familial<br><b>Colonne P24</b><br>C = Célibataire<br>M <sub>1</sub> = Homme marié à 1 seule femme ou femme mariée à un monogame<br>M <sub>2</sub> = Homme marié à 2 femmes ou femme mariée à un homme ayant 2 femmes<br>M <sub>3</sub> = Homme marié à 3 femmes ou femme mariée à un homme ayant 3 femmes<br>M <sub>4</sub> = Homme marié à 4 femmes ou plus ou femme mariée à un homme ayant 4 femmes ou plus<br>V = Veuve(e)<br>D = Divorcé(e) ou séparé(e). | <b>Colonne P25</b><br>AF = Sait lire et écrire français ou anglais<br>LN = Sait lire et écrire uniquement une langue nationale<br>AU = Sait lire et écrire uniquement une autre langue<br>IL = Ne sait ni lire ni écrire. |
|--|--|--|--|---|

**QUESTIONS SUR L'HABITAT**

Encerclez, lorsque cela s'applique, le numéro convenable ; dans le cas d'une concession occupée par un seul ménage, prenez les caractéristiques de la case principale (autres que le nombre de pièces).

TYPE D'ENREGISTREMENT	H1. TYPE DE STRUCTURE	H2. PRINCIPAUX MATERIAUX DES MURS	H3. PRINCIPAUX MATERIAUX DU TOIT	H4. PRINCIPAUX MATERIAUX DU SOL	H5. PRINCIPAL MODE D'ECLAIRAGE	H6. PRINCIPAL MODE D'APPROVISIONNEMENT EN EAU	H7. PRINCIPALE SOURCE D'ENERGIE POUR LA CUISINE
	1 - Maison isolée	1 - Béton, parpaings, briques cuites	1 - Dur (ciment)	1 - Ciment	1 - Electricité	1 - Robinet intérieur	1 - Bois, charbon, sciure
	2 - Maison à plusieurs logements	2 - Pierres de taille	2 - Tôle ou tuile	2 - Carreaux	2 - Pétrole	2 - Robinet extérieur	2 - Pétrole
	3 - Villa moderne	3 - Planches	3 - Terre	3 - Bois	3 - Electricité et pétrole	3 - Borne fontaine	3 - Gaz
	4 - Immeuble à appartements	4 - Carabots	4 - Nattes, chaume, feuilles	4 - Terre	4 - Gaz	4 - Source aménagée	4 - Electricité
	5 - Concession ou saré	5 - Terre, briques non cuites	5 - Autre	5 - Autre	5 - Autre	5 - Puits ou source non aménagée	5 - Autre
	6 - Autre	6 - Pisé				6 - Rivière, marigot	
7 - Nattes, feuilles ou paille					7 - Autre		
8 - Autre							

H8. TYPE D'AISANCE	H9. MODE D'OCCUPATION	H10. NOMBRE DE PIECES
1 - Intérieur, privé avec chasse	1 - Propriété avec titre foncier	
2 - Extérieur, privé avec chasse	2 - Propriété sans titre foncier	
3 - Commun à plusieurs ménages, avec chasse	3 - Location	
4 - Latrine privée	4 - Logé par l'employeur	
5 - Latrine commune	5 - Logé gratuitement autre que par l'employeur	
6 - Autre		

**DECES SURVENUS AU COURS DES 12 DERNIERS MOIS DANS CE MENAGE**





H 11. Y-a-t-il eu décès dans ce ménage au cours de la période allant d'avril 1986

1 — OUI  
 2 — NON

(Encerclez le chiffre correspondant à la réponse)

à mars 1987 ?

*Si oui, encerclez ci-après le chiffre correspondant au sexe de chaque décédé, et reportez l'âge au décès correspondant (une ligne par décès)*

H12. SEXE DU DECEDE	H13. AGE AU DECES
1 <sup>er</sup> décès    1 — M    2 — F	..... 
2 <sup>e</sup> décès     1 — M    2 — F	..... 
3 <sup>e</sup> décès     1 — M    2 — F	..... 
4 <sup>e</sup> décès     1 — M    2 — F	..... 

**OBSERVATIONS**

.....

.....

.....

.....

.....

.....

.....

.....

.....

.....

.....

.....

.....

.....

.....

.....

.....

.....

.....

.....

.....

DATE DE PASSAGE : .....

VISA DU CHEF D'EQUIPE :

NOM DE L'AGENT RECENSEUR : .....

VISA DU CONTROLEUR :

.....

**QUESTIONS ON HOUSING**

Circle the appropriate number where applicable: in the case of a compound occupied by only one household, take the characteristics (except for the number of rooms) of the main house.

TYPE OF RECORD	H1. TYPE OF STRUCTURE	H2. MAIN MATERIAL OF WALLS	H3. MAIN MATERIAL OF ROOF	H4. MAIN MATERIAL OF FLOOR	H5. MAIN MEANS OF LIGHTING	H6. MAIN MEANS OF WATER SUPPLY	H7. MAIN SOURCE OF ENERGY FOR COOKING
1	1 - Detached house	1 - Concrete, cement blocks, baked bricks	1 - Hard (cement)	1 - Cement	1 - Electricity	1 - Internal tap	1 - Wood, charcoal, charcoal
2	2 - House with several housing units	2 - Mason stone	2 - Sheet or tile	2 - Tile	2 - Kerosene	2 - External tap	2 - Kerosene
3	3 - Modern villa	3 - Plank	3 - Earth	3 - Wood	3 - Electricity and kerosene	3 - Street fountain	3 - Gas
4	4 - Apartment building	4 - Plywood	4 - Earth, unburned brick	4 - Earth	4 - Gas	4 - Harnessed spring	4 - Electricity
5	5 - Compound or Barr.	5 - Earth, unburned brick	5 - Earth, unburned brick	5 - Earth	5 - Others	5 - Well or unharmed spring	5 - Others
6	6 - Compound or Barr.	6 - Mud	6 - Mud, thatch, leaves	6 - Others	6 - Others	6 - River, stream	6 - Others
7	7 - Compound or Barr.	7 - Mud, leaves or straw	7 - Others	7 - Others	7 - Others	7 - Others	7 - Others
8	8 - Compound or Barr.	8 - Others	8 - Others	8 - Others	8 - Others	8 - Others	8 - Others

H8. TOILETS	H9. TENURE	H10. NUMBER OF ROOMS
1 - Internal with flush	1 - Owner with land certificate	2
2 - External, privy with flush	2 - Owner without land certificate	
3 - Shared with other households, with flush	3 - Rented	
4 - Private latrine	4 - Housed by employer	
5 - Common latrine	5 - Housed free of charge by some other than the employer	
6 - Other	6 - Other	

**DEATHS THAT OCCURRED DURING THE PAST TWELVE MONTHS IN THIS HOUSEHOLD**

H11. Have there been deaths in this household during the period from April 1986

to March 1987?

1 - YES (Circle the appropriate number)  
2 - NO

If yes, circle the number corresponding to the sex of each deceased, and record the age at death (a line per death)

H12. SEX OF THE DECEASED	H13. AGE AT DEATH
1st death 1 - M 2 - F	..... 18
2nd death 1 - M 2 - F	..... 18
3rd death 1 - M 2 - F	..... 22
4th death 1 - M 2 - F	..... 22

**REMARKS**

f = Pop →  
f = Pop → 100 01  
}

742

DATE OF VISIT:    - POP ENDORSEMENT OF CREW LEADER:

NAME OF CENSUS ENUMERATOR:  ENDORSEMENT OF CONTROLLER:

**SECOND GENERAL POPULATION AND HOUSING CENSUS**

(Decree No. 85/506 of 11th April 1985)

FORM RD2

**"HOUSEHOLD - HOUSING UNIT" QUESTIONNAIRE**

CONFIDENTIAL - INFORMATION CONTAINED IN THIS DOCUMENT IS CONFIDENTIAL AND SHALL NOT BE USED FOR PROSECUTION, TAX CONTROL OR ECONOMIC PENALTIES. ANY FAILURE TO ANSWER OR ANY INACCURATE ANSWER SHALL BE PUNISHED IN ACCORDANCE WITH LAW NO. 83/017 OF 21st JULY 1983 RELATING TO THE OBLIGATION TO FURNISH STATISTICS AND THE SECRECY ATTACHED THERETO.

A. PROVINCE: 1 B. DIVISION: 2 3  
C. SUB-DIVISION OR DISTRICT: 4 6 D. TOWN OR VILLAGE: 7 9  
E. QUARTER OF TOWN OR LOCALITY: 10 11 F. ENUMERATION AREA No.: 12 14  
G. STRUCTURE No.: 15 17 H. HOUSEHOLD No.: 18 19

TOTAL NUMBER OF QUESTIONNAIRES USED IN THIS HOUSEHOLD

QUESTIONNAIRE No.

**IMPORTANT REMINDERS TO THE ENUMERATOR**

- INTRODUCTION**  
Introduce yourself politely and fully, giving your name, showing your work card, and explaining that you have been authorized to ask a few questions within the framework of the General Population and Housing Census. Interview only one adult person in each household, in the absence of the head of the household.
- ATTIRE**  
You should always be well dressed and courteous with the people. Respect the person you are going to visit.
- REVISION OF QUESTIONNAIRE**  
Do not forget to fill page 4 of this questionnaire. After an interview in a household, go through the questionnaire again to check that no information has been left out or is incomplete, and make sure that no resident has been left out, before you leave the household.
- CALL-BACKS**  
Return to households where you did not find any adult to answer your questions. Ask the neighbours to tell you when it is best to come back to a household. Also ask them for any other relevant information, and note it down in your field book.
- RECAPITULATION**  
At the end of each day's work, make a recapitulation of the number of residents on the first sheet used in each household, using the table provided for that purpose. When the whole enumeration area has been covered, transfer this recapitulation onto the appropriate form.

001 + 002 + 003 → RGDATA

PRAY sept APR 2014

NUMBER OF RESIDENTS IN THIS HOUSEHOLD		
MALE	FEMALE	TOTAL

# THE WHOLE POPULATION

POPULATION OF 3 YEARS AND OLDER (BORN BEFORE APRIL 1904)

POPULATION OF 6 YEARS AND OLDER (BORN BEFORE APRIL 1901)

POPULATION OF 11 YEARS AND OLDER (BORN BEFORE APRIL 1896)

WOMEN OF 15 YEARS & OLDER (BORN BEFORE APRIL 1875)

TYPE OF HOUSEHOLD	SERIAL NUMBER	NAME IN FULL	RELATIONSHIP TO HEAD OF HOUSEHOLD	SEX	STATUS OF RESIDENCE	DATE OF BIRTH	AGE	PLACE OF BIRTH	NATIONALITY	PLACE OF USUAL RESIDENCE	PLACE OF PREVIOUS RESIDENCE	DURATION OF RESIDENCE	SURVIVAL OF PARENTS		EDUCATION			SCHOOL ATTENDANCE	SITUATION OF ACTIVITY	This applies only to persons who worked during the week referred to and those unemployed who had lost their job. For all other persons, put a dash.			PLACE OF RESIDENCE DURING THE APRIL 1906 CENSUS	MARITAL STATUS	ILLITERACY	BIRTH DURING THE PAST 12 MONTHS	
													FATHER	MOTHER	TYPE	CLASS	DIPLOMA			EMPLOYMENT	WORK STATUS	BRANCH OF ACTIVITY				MALE	FEMALE
P1	P2	P3	P4	P5	P6	P7	P8	P9	P10	P11	P12	P13	P14	P15	P16	P17	P18	P19	P20	P21	P22	P23	P24	P25	P26	P27	

## RESIDENTS

(List all persons usually residing in the household, whether present or absent).

1	2	3	4	5	6	7	8	9	10	11	12	13	14	15	16	17	18	19	20	21	22	23	24	25	26	27
1	1-M	1-P	2-F	2-A	2	7	8	9	1-YES	1-YES	1-NO	1-NO	1-NO	1-NO	1-NO	1-NO	1-NO	1-NO	1-NO	1-NO	1-NO	1-NO	1-NO	1-NO	1-NO	1-NO
1	1-M	1-P	2-F	2-A					2-NO	2-NO	2-ER	2-ER	2-ER	2-ER	2-ER	2-ER	2-ER	2-ER	2-ER	2-ER	2-ER	2-ER	2-ER	2-ER	2-ER	2-ER
1	1-M	1-P	2-F	2-A					3-DOES NOT KNOW	3-DOES NOT KNOW	3-CS	3-CS	3-CS	3-CS	3-CS	3-CS	3-CS	3-CS	3-CS	3-CS	3-CS	3-CS	3-CS	3-CS	3-CS	3-CS
1	1-M	1-P	2-F	2-A					4-IL	4-IL	4-CC	4-CC	4-CC	4-CC	4-CC	4-CC	4-CC	4-CC	4-CC	4-CC	4-CC	4-CC	4-CC	4-CC	4-CC	4-CC

## VISITORS

(List all persons who do not usually reside in the household, but who spent the night preceding the interview in the household).

1	2	3	4	5	6	7	8	9	10	11	12	13	14	15	16	17	18	19	20	21	22	23	24	25	26	27
1	1-M	1-P	2-F	3					1-YES	1-YES	1-NO	1-NO	1-NO	1-NO	1-NO	1-NO	1-NO	1-NO	1-NO	1-NO	1-NO	1-NO	1-NO	1-NO	1-NO	1-NO
1	1-M	1-P	2-F	3					2-NO	2-NO	2-ER	2-ER	2-ER	2-ER	2-ER	2-ER	2-ER	2-ER	2-ER	2-ER	2-ER	2-ER	2-ER	2-ER	2-ER	2-ER
1	1-M	1-P	2-F	3					3-DOES NOT KNOW	3-DOES NOT KNOW	3-CS	3-CS	3-CS	3-CS	3-CS	3-CS	3-CS	3-CS	3-CS	3-CS	3-CS	3-CS	3-CS	3-CS	3-CS	3-CS
1	1-M	1-P	2-F	3					4-IL	4-IL	4-CC	4-CC	4-CC	4-CC	4-CC	4-CC	4-CC	4-CC	4-CC	4-CC	4-CC	4-CC	4-CC	4-CC	4-CC	4-CC

**ABBREVIATIONS TO USE:**

**Column P3**

CM = Head of household  
 EP = Spouse of head of household  
 EN = Son or daughter of head of household  
 PAR = Father or mother of head of household  
 AP = Other relative  
 NP = Non-reside

**Column P4**

UMY = University  
 Others = Specify

**Column P5**

MAT = Nursery or kindergarten  
 COR = Koranic school  
 PP = Primary school (Francophone)  
 PE = Primary school (Anglophone)  
 POST = Post-primary (S.A.R., S.M., etc.)  
 QSE = General secondary education (Francophone)  
 QSE = General secondary education (Anglophone)  
 TSE = Technical secondary education (Anglophone)  
 EP1 = Professional training school with admission requirement of FSLC  
 EP2 = Professional training school with admission requirement of GCE/O.L.  
 EP3 = Professional training school with admission requirement of probatoire  
 EP4 = Professional training school with admission requirement of GCE/AL or higher level

**Column P7**

CEPE = Certificat d'etudes primaires  
 FSLC = First school leaving certificate  
 CAM = Certificat d'art manager  
 BEPC = Brevet d'etudes professionnelles  
 BE = Brevet d'etudes du premier cycle  
 GCE/O.L. = General certificate of education, ordinary level  
 CAPES = Certificat d'aptitude aux fonctions de maitre d'enseignement general  
 CAPES = Certificat d'aptitude pedagogique elementaire  
 PROB = Probatoire  
 BAC = Baccalaureat  
 BTS = Brevet de technicien superieur

**Column P17 (continued)**

BSE/M = Brevet superieur d'aptitude a l'enseignement manager  
 GCE/AL = General certificate of education, advanced level  
 BEP = Brevet superieur de capacite  
 MPE = Maitre d'enseignement populaire  
 MPEP = Maitre d'enseignement physique et sportif  
 LIC = Licence bachelier a degre  
 DES = Diplome d'etudes superieures, maitre, DEA  
 CAPCEP = Certificat d'aptitude au professorat des CEG  
 CAPES = Certificat d'aptitude au professorat de l'enseignement secondaire  
 CAPET = Certificat d'aptitude au professorat de l'enseignement tech  
 Others = Specify

**Column P18**

NO = No  
 BR = Regular school  
 ER = Evening school  
 CC = Correspondence courses

**Column P19**

W = Worked  
 NU = Now unemployed has lost his job  
 LK = Looking for work for the first time  
 H = House-hunter  
 ST = Student, pupil  
 AN = Annuity  
 RE = Retired, old person  
 NH = Handicapped

**Column P21**

SE = Self-employed worker  
 EMP = Employer  
 SAP = Permanent wage earner  
 SAT = Temporary wage earner  
 APW = Unpaid apprentice  
 AF = Domestic help Family helper

**Column P25**

NO = Can read and write French or English  
 AF = Can read and write a national language only  
 AU = Can read and write another language only  
 IL = Can neither read nor write

**“HOUSEHOLD — HOUSING UNIT” QUESTIONNAIRE**

**CONFIDENTIAL** — INFORMATION CONTAINED IN THIS DOCUMENT IS CONFIDENTIAL AND SHALL NOT BE USED FOR PROSECUTION, TAX CONTROL OR ECONOMIC PENALTIES.

ANY FAILURE TO ANSWER OR ANY INACCURATE ANSWER SHALL BE PUNISHED IN ACCORDANCE WITH LAW No. 83/017 OF 21st JULY 1983 RELATING TO THE OBLIGATION TO FURNISH STATISTICS AND THE SECRECY ATTACHED THERETO.

<p><b>A. PROVINCE :</b> ..... <input type="text" value="1"/></p>	<p><b>B. DIVISION :</b> ..... <input type="text" value="2"/> <input type="text" value="3"/></p>
<p><b>C. SUB-DIVISION OR DISTRICT :</b> ..... <input type="text" value="4"/> <input type="text" value="6"/></p>	<p><b>D. TOWN OR VILLAGE :</b> ..... <input type="text" value="7"/> <input type="text" value="9"/></p>
<p><b>E. QUARTER OF TOWN OR LOCALITY :</b> ..... <input type="text" value="10"/> <input type="text" value="11"/></p>	<p><b>F. ENUMERATION AREA No. :</b> ..... <input type="text" value="12"/> <input type="text" value="14"/></p>
<p><b>G. STRUCTURE No. :</b> ..... <input type="text" value="15"/> <input type="text" value="17"/></p>	<p><b>H. HOUSEHOLD No. :</b> ..... <input type="text" value="18"/> <input type="text" value="19"/></p>

TOTAL NUMBER OF QUESTIONNAIRES USED IN THIS HOUSEHOLD .....

QUESTIONNAIRE No. ....

**IMPORTANT REMINDERS TO THE ENUMERATOR**

**1. INTRODUCTION**

Introduce yourself politely and fully, giving your name, showing your work card, and explaining that you have been authorized to ask a few questions within the framework of the General Population and Housing Census. Interview only one adult person in each household, in the absence of the head of the household.

**2. ATTIRE**

You should always be well dressed and courteous with the people. Respect the person you are going to visit.

**3. REVISION OF QUESTIONNAIRE**

Do not forget to fill page 4 of this questionnaire. After an interview in a household, go through the questionnaire again to check that no information has been left out or is incomplete, and make sure that no resident has been left out, before you leave the household.

**4. CALL-BACKS**

Return to households where you did not find any adult to answer your questions. Ask the neighbours to tell you when it is best to come back to a household. Also ask them for any other relevant information, and note it down in your field book.

**5. RECAPITULATION**

At the end of each day's work, make a recapitulation of the number of residents on the first sheet used in each household, using the table provided for that purpose. When the whole enumeration area has been covered, transfer this recapitulation unto the appropriate form.

NUMBER OF RESIDENTS IN THIS HOUSEHOLD		
MALE	FEMALE	TOTAL

# RESIDENTS

(List all persons usually residing in the household, whether...

1		1-M	1-P																	
		2-F	2-A																	
1		1-M	1-P																	
		2-F	2-A																	
1		1-M	1-P																	
		2-F	2-A																	
1		1-M	1-P																	
		2-F	2-A																	
1		1-M	1-P																	
		2-F	2-A																	
1		1-M	1-P																	
		2-F	2-A																	
1		1-M	1-P																	
		2-F	2-A																	
1		1-M	1-P																	
		2-F	2-A																	

# VISITORS

(List all persons who do not usually reside in the household...)

1		1-M																		
		2-F	3																	
1		1-M																		
		2-F	3																	
1		1-M																		
		2-F	3																	
1		1-M																		
		2-F	3																	

## ABBREVIATIONS TO USE:

### Column P3

- CM = Head of household
- EP = Spouse of head of household
- ENF = Son or daughter of head of household
- PAR = Father or mother of head of household
- AP = Other relative
- NP = Non-relative.

- ### Column P15
- MAT = Nursery or kindergarten
  - COR = Koranic school
  - PF = Primary school (Francophone)
  - PE = Primary school (Anglophone)
  - POST = Post-primary (S.A.R. S.M., etc.)
  - GEF = General secondary education (Francophone)
  - GEE = General secondary education (Anglophone)
  - TEF = Technical secondary education (Francophone)
  - TEE = Technical secondary education (Anglophone)
  - EF1 = Professional training school with admission requirement of FSLC
  - EF2 = Professional training school with admission requirement of GCE OL
  - EF3 = Professional training school with admission requirement of probatoire
  - EF4 = Professional training school with admission requirement of GCE AL or higher level
  - UNIV = University.
  - Others : Specify

### Column P17

- CEPE = Certificat d'etudes primaires
- FSLC = First school leaving certificate
- CAM = Certificat d'art menager
- CAP = Certificat d'aptitude professionnelle
- BEPC = Brevet d'etudes du premier cycle
- BE = Brevet elementaire
- GCE.OL = General certificate of education, ordinary level
- CAFMEG = Certificat d'aptitude aux fonctions de maitre d'enseignement general
- CAPE = Certificat d'aptitude pedagogique elementaire
- PROB = Probatoire
- BAC = Baccalaureat
- BTS = Brevet de technicien superieur.

### Co

- BSAEM = B
- GCE AL = G
- BSC = B
- MEP = M
- MEPS = M
- LIC = L
- DES = D
- CAPCEG = C
- CAPES = C
- CAPET = C
- Others = S




Is ..... s father still living? Circle the appropriate number: 1 - YES, 2 - NO, or 3 - DOES NOT KNOW.		Is ..... s mother still living? Circle the appropriate number: 1 - YES, 2 - NO, or 3 - DOES NOT KNOW.		NO, put a dash in columns P15, P16, and P17. If YES, put in column P15 the abbreviation that corresponds to the type of education, according to the instructions at the bottom of the page. In column P21 put the last class attended under this type of education and in column P17, the highest diploma obtained. Use the list at the bottom of the page.		Is ..... currently attending courses, either in regular school, full time or part-time, in the day or in the evening? Circle the number corresponding to the appropriate abbreviation according to the instructions at the bottom of the page.		During the week from ..... to ..... What was ..... doing most of the time? Put the appropriate abbreviation according to the instructions at the bottom of the page.		For those who worked during the week: What job did ..... hold? For those unemployed who had lost their job: What was ..... s last job? Put the job declared.		What was ..... s status in this job? Put one of the abbreviations that corresponds to the status in the job, according to the instructions at the bottom of the page.		In what kind of business or industry was ..... s job? Write in full what ..... s enterprise, company, industry or employer was doing.		Where was ..... residing during the April 19..... census? Put the subdivision of the district if it is known, or the name of the locality, and the division in brackets if it is in Cameroon. Put the country if it is abroad.		Put the appropriate symbol, according to the instructions at the bottom of the page.		Can ..... read and write? Circle the number corresponding to the appropriate symbol according to the instructions at the bottom of the page.		Has ..... given birth during the period from April 1966 to march 1967? If NO, put a dash; if YES, put in P26 the number of boys and in P27 the number of girls born alive.	
P13	P14	P15	P16	P17	P18	P19	P20	P21	P22	P23	P24	P25	P26	P27	MALE	FEMALE							

her present or absent).																	
1 - YES 2 - NO 3 - DOES NOT KNOW	1 - YES 2 - NO 3 - DOES NOT KNOW					1 - NO 2 - ER 3 - CS 4 - CC									1 - AF 2 - LN 3 - AU 4 - IL		
1 - YES 2 - NO 3 - DOES NOT KNOW	1 - YES 2 - NO 3 - DOES NOT KNOW					1 - NO 2 - ER 3 - CS 4 - CC									1 - AF 2 - LN 3 - AU 4 - IL		
1 - YES 2 - NO 3 - DOES NOT KNOW	1 - YES 2 - NO 3 - DOES NOT KNOW					1 - NO 2 - ER 3 - CS 4 - CC									1 - AF 2 - LN 3 - AU 4 - IL		
1 - YES 2 - NO 3 - DOES NOT KNOW	1 - YES 2 - NO 3 - DOES NOT KNOW					1 - NO 2 - ER 3 - CS 4 - CC									1 - AF 2 - LN 3 - AU 4 - IL		
1 - YES 2 - NO 3 - DOES NOT KNOW	1 - YES 2 - NO 3 - DOES NOT KNOW					1 - NO 2 - ER 3 - CS 4 - CC									1 - AF 2 - LN 3 - AU 4 - IL		
1 - YES 2 - NO 3 - DOES NOT KNOW	1 - YES 2 - NO 3 - DOES NOT KNOW					1 - NO 2 - ER 3 - CS 4 - CC									1 - AF 2 - LN 3 - AU 4 - IL		
1 - YES 2 - NO 3 - DOES NOT KNOW	1 - YES 2 - NO 3 - DOES NOT KNOW					1 - NO 2 - ER 3 - CS 4 - CC									1 - AF 2 - LN 3 - AU 4 - IL		
1 - YES 2 - NO 3 - DOES NOT KNOW	1 - YES 2 - NO 3 - DOES NOT KNOW					1 - NO 2 - ER 3 - CS 4 - CC									1 - AF 2 - LN 3 - AU 4 - IL		
1 - YES 2 - NO 3 - DOES NOT KNOW	1 - YES 2 - NO 3 - DOES NOT KNOW					1 - NO 2 - ER 3 - CS 4 - CC									1 - AF 2 - LN 3 - AU 4 - IL		
1 - YES 2 - NO 3 - DOES NOT KNOW	1 - YES 2 - NO 3 - DOES NOT KNOW					1 - NO 2 - ER 3 - CS 4 - CC									1 - AF 2 - LN 3 - AU 4 - IL		

old, but who spent the night preceeding the interview in the household).																	
1 - YES 2 - NO 3 - DOES NOT KNOW	1 - YES 2 - NO 3 - DOES NOT KNOW					1 - NO 2 - ER 3 - CS 4 - CC									1 - AF 2 - LN 3 - AU 4 - IL		
1 - YES 2 - NO 3 - DOES NOT KNOW	1 - YES 2 - NO 3 - DOES NOT KNOW					1 - NO 2 - ER 3 - CS 4 - CC									1 - AF 2 - LN 3 - AU 4 - IL		
1 - YES 2 - NO 3 - DOES NOT KNOW	1 - YES 2 - NO 3 - DOES NOT KNOW					1 - NO 2 - ER 3 - CS 4 - CC									1 - AF 2 - LN 3 - AU 4 - IL		
1 - YES 2 - NO 3 - DOES NOT KNOW	1 - YES 2 - NO 3 - DOES NOT KNOW					1 - NO 2 - ER 3 - CS 4 - CC									1 - AF 2 - LN 3 - AU 4 - IL		

- |  |   |  |   |
|--|---|--|---|
| <b>Column P17 (continued)</b><br>evet superieur d'aptitude a l'enseignement menager<br>eneral certificate of education, advanced level<br>evet superieur de capacite<br>aitre d'enseignement populaire<br>aitre d'education physique et sportive<br>ence, bachelor s degree<br>plome d'etudes superieures, master, DEA<br>rtificat d'aptitude au professorat des CEG<br>rtificat d'aptitude au professorat de l'enseignement<br>rtificat d'aptitude au professorat de l'enseignement tech.<br>pecify | <b>Column P18</b><br>NO = No<br>ER = Regular school<br>CS = Evening school<br>CC = Correspondence courses<br><br><b>Column P19</b><br>WK = Worked<br>UN = Now unemployed has lost his job<br>LK = Looking for work for the first time<br>HK = House-keeper<br>ST = Student, pupil<br>AN = Annuity<br>RET = Retired, old person<br>HAN = Handicapped<br>OIS = Idle | <b>Column P21</b><br>IND = Self-employed worker<br>EMP = Employer<br>SAT = Permanent wage earner<br>SAT = Temporary wage earner<br>APR = Paid apprentice<br>APNR = Unpaid apprentice<br>AF = Domestic help, Family helper<br><br><b>Column P24</b><br>C = Bachelor<br>M <sub>1</sub> = Man married to one woman or woman married to a monogamist<br>M <sub>2</sub> = Man married to two women or woman married to a man with two wives<br>M <sub>3</sub> = Man married to three women or woman married to a man with three wives<br>M <sub>4</sub> = Man married to four or more women or woman married to a man with four or more wives<br>V = Widower or widow<br>D = Divorced or separated. | <b>Column P25</b><br>AF = Can read and write French or English<br>LN = Can read and write a national language only<br>AU = Can read and write another language only<br>IL = Can neither read nor write. |
|--|---|--|---|

TYPE OF RECC     2	2 - House with several housing units	3 - Plank	2 - Sheet or tiles	2 - Tiles	3 - Street fountain	2 - Kerosene
	3 - Modern villa	4 - Plywood	3 - Earth	3 - Wood	3 - Electricity and kerosene	3 - Gas
	4 - Apartment building	5 - Earth, unbaked brick	4 - Mat, thatch, leaves	4 - Earth	4 - Gas	4 - Electricity
	5 - Compound or Sare.	6 - Mud	5 - Others	5 - Others	5 - Others	5 - Others
	6 - Others	7 - Mat, leaves or straw				
		8 - Others.				


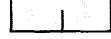


H8. TOILETS	H9. TENURE	H10. NUMBER OF ROOMS
1 - Internal with flush	1 - Owner with land certificate	
2 - External, private with flush	2 - Owner without land certificate	
3 - Shared with other households, with flush	3 - Renting	
4 - Private latrines	4 - Housed by employer	
5 - Common latrines	5 - Housed free of charge by some other than the employer	
6 - Others		

**DEATHS THAT OCCURRED DURING THE PAST TWELVE MONTHS IN THIS HOUSEHOLD**

H 11. Have there been deaths in this household during the period from April 1986 to March 1987 ?

1 — YES	(Circle the appropriate number)
2 — NO	

*If yes, circle the number corresponding to the sex of each deceased, and record the age at death (a line per death)*

H12. SEX OF THE DECEASED	H13. AGE AT DEATH
1st death 1 — M 2 — F	..... 
2nd death 1 — M 2 — F	..... 
3rd death 1 — M 2 — F	..... 
4th death 1 — M 2 — F	..... 

**REMARKS**

.....

.....

.....

.....

.....


.....

.....

.....

.....

.....

DATE OF VISIT : .....	ENDORSEMENT OF CREW LEADER : 
NAME OF CENSUS ENUMERATOR : .....	ENDORSEMENT OF CONTROLLER : 